

Kendriya Vidyalaya Sangathan
Regional Office, Agra

Class X

S. No	Name of KV	Pass % age in 2012	Target pass % age of 2013	Expected pass % based on pre-board test (SA-1)	%age of student with 10 CGPA in 2012	Target % age of student with 10 CGPA in 2013	%age of student with CGPA (8-9) 2012	Target %age of student with CGPA (8-9) in 2013
01	No. 1 AFS Agra Cantt	100	100	100	20.25	25%	42.67	45%
02	No. 2 Agra Cantt	92.51	100	100	5.39	10%	49.02	50%
03	No. 3 Agra Cantt	97.87	100	100	8.51	10%	42.55	45%
04	Aligarh	98.90	100	100	1.10	5%	42.86	45%
05	Anta	100	100	100	8.33	30%	55.56	60%
06	Babina Cantt	100	100	100	0.88	5%	37.72	40%
07	Baran	100	100	100	0	5%	58.82	60%
08	Bharatpur	100	100	100	1.74	5%	41.74	45%
09	Bhind	100	100	100	1.37	3%	36.99	40%
10	Bulandshahar	100	100	100	2.44	5%	31.71	35%
11	Gangapur City	100	100	100	2.56	5%	56.41	60%
12	No. 1 Gwalior	99.6	100	100	4.96	10%	39.92	40%
13	No. 2 Gwalior	100	100	100	9.38	18%	45.31	50%
14	No. 3 Gwalior	100	100	100	2.21	5%	38.24	40%
15	No. 4 Gwalior	100	100	100	0	10%	40.51	45%
16	No. 5 Gwalior	98.13	100	100	4.67	10%	36.45	40%
17	Hazratpur	99.19	100	100	0.81	10%	29.03	30%
18	Jhalawar	97.44	100	100	6.41	7%	48.72	50%
19	No. 1 Jhansi	100	100	100	1.72	10%	58.62	60%
20	No. 2 Jhansi	100	100	100	4.41	10%	38.24	40%
21	No. 3 Jhansi	100	100	100	6.56	7%	63.11	65%
22	Karauli	100	100	100	11.90	20%	57.14	60%
23	No. 1 Kota	98.52	100	92	5.94	6%	46.04	50%
24	No. 2 Kota	100	100	100	5.13	7%	39.74	40%
125	Mathura Baad	100	100	100	0.85	15%	58.47	60%
26	Mathura Cantt	98.94	100	100	11.17	25%	45.74	50%
27	Mathura MRN	100	100	90	4.13	5%	38.84	40%
28	Morena	100	100	100	3.03	15%	30.30	50%
29	Sawai Madhopur	95.00	100	100	2.50	15%	27.50	40%
30	Sheopur	-	100	100	0.00	8%	0.00	15%
31	Talbehath	100	100	100	12.77	10%	31.91	35%
Overall		100	100	100	5.73	15%	43.43	45%

S.No	Name of KV	Pass % age in 2012	Target pass % age of 2013	Expected pass % based on pre- board test	%age of student with 10 CGPA in 2012	Target % age of student with 10 CGPA in 2013	%age of student with CGPA 8- 9.8)	Target %age of student with CGPA (8- 9.8) in 2013
1	Abad SAC	100.0	100.0	99.0	8.33	10	50.00	60
2	A'bad Cantt.	98.6	100.0	95.0	2.76	10	24.83	35
3	A'bad No.1	100.0	100.0	100.0	7.08	10	45.95	60
4	Chandkheda	100.0	100.0	100.0	9.62	15	47.12	55
5	Sabarnati	100.0	100.0	100.0	5.45	10	52.73	60
6	Ankleshwar	100.0	100.0	100.0	8.11	10	45.95	55
7	No.1 Baroda	100.0	100.0	100.0	7.32	15	46.34	55
8	EME Baroda	96.7	100.0	100.0	6.52	15	43.48	50
9	AFS Baroda	98.5	100.0	100.0	4.44	15	46.67	60
10	ONGC Baroda	100.0	100.0	100.0	11.90	15	28.57	35
11	Bhavnagar Para	100.0	100.0	100.0	0.00	10	40.00	50
12	No.1 AFS Bhuj	100	100.0	100.0	9.20	15	37.93	45
13	No.2 Bhuj Cantt	100.0	100.0	100.0	2.04	10	30.61	40
14	ONGC Cambay	100.0	100.0	100.0	0.00	10	26.67	30
15	BSF Dantiwada	100.0	100.0	100.0	3.57	10	3.57	20
16	Dhrangadhra	100.0	100.0	100.0	1.92	10	38.46	45
17	Diu	100.0	100.0	100.0	6.25	10	25.00	35
18	Dwarka	100.0	100.0	100.0	0.00	10	30.77	40
19	IFFCO G'dham	100.0	100.0	100.0	5.13	10	38.46	50
20	Rly G'dham	100.0	100.0	100.0	0.00	10	23.33	35
21	Ga'nagar CRPF	100.0	100.0	100.0	0.00	10	36.36	45
22	G'gar Cantt	100.0	100.0	100.0	1.09	10	47.83	60
23	Sec.30 G'nagar	100.0	100.0	100.0	8.03	15	50.36	60
24	Himatnagar	100.0	100.0	100.0	0.00	10	31.25	40
25	No.1 J'nagar	99.3	100.0	100.0	9.63	15	50.37	60
26	INF Jamnagar	100.0	100.0	100.0	1.72	10	25.86	40
27	SU.Jammnagar	100.0	100.0	100.0	2.90	10	40.58	50
28	INS Valsura	100.0	100.0	100.0	0.00	10	26.19	40
29	Jetpur	100.0	100.0	100.0	0.00	10	42.42	50
30	Junagadh	100.0	100.0	100.0	2.50	10	40.00	50
31	Mehsana	100.0	100.0	100.0	1.35	10	43.24	50
32	Naliya AFS	100.0	100.0	100.0	10.20	15	53.06	60
33	Okha Port	100.0	100.0	100.0	5.26	10	36.84	45
34	Porbandar	100.0	100.0	100.0	0.00	10	28.57	35
35	Rajkot	99.2	100.0	100.0	3.97	10	34.92	45
36	Samana J'gar	100.0	100.0	100.0	0.00	10	52.38	60
37	Silvassa	97.5	100.0	100.0	1.27	10	29.11	40
38	No.1 Surat	100.0	100.0	100.0	5.26	10	42.98	50
39	KRIBHCO Surat	100.0	100.0	100.0	10.26	15	51.28	60
40	ONGC Surat	100.0	100.0	100.0	5.63	10	50.70	60
41	V V Nagar	100.0	100.0	100.0	11.63	20	34.88	40
42	Viramgam	100.0	100.0	100.0	0.00	10	27.78	40
43	Wadsar AFS	100.0	100.0	100.0	2.50	10	41.25	50
44	Godhra	**	100.0	100.0	0.00	10	30.00	40

KVS RO, Ahmed 99.48 100.0

PREPERATION FOR QUALITY RESULTS - CLASS X

Name of the region : Bangalore Region

S. No	Name of KV	Pass age % in 2012	Target pass age % of 2013	Expected pass % based on preboard test	%age of student with CGPA in 2012	Target age % of student with 10 CGPA in 2013	%age of student with CGPA (8-9) 2012	Target %age of student with CGPA (8-9) in 2013
1	KV MEG & Centre	100	100	100	11	15	41	50
2	Gulbarga	100	100	100	6	10	10	15
3	KV Tumkur	100	100	100	7	10	11	14
4	KV No.2, Jalahalli	100	100	100	5.7	15	48	52
5	ASC Centre	100	100	100	46	50	50	60
6	Ponda,Goa	100	100	100	6	10	57	65
7	Kudremukh	100	100	100	10.5	25	63.16	65
8	Karwar	100	100	100	15	20	16	20
9	Jalahalli No.1	100	100	100	40	30	8.42	9
10	Hassan	100	100	100	11	15	46	48
11	Malleswaram	100	100	100	15.4	21	29.5	35
12	Donimalai	100	100	100	9	12	18	20
13	Dharward	100	100	100	6.25	15	21.25	30
14	AFS Bidar	100	100	100	6.4	15	60	75
15	Mangalore No.1	100	100	100	16	30	66	70
16	No.2, Belgaum	100	100	100	6.34	10	28.73	38
17	Vasco.No.2	100	100	100	15.25	20	25.5	35
18	Bambolin Camp, Goa	100	100	100	13.4	20	37	50
19	No.2, Hubli	100	100	100	14.87	15	36.17	38
20	Hospet	100	100	100	3	20	32.4	35
21	MG Railway Colony	100	100	100	20.2	25	40.4	44
22	Hebbal	100	100	100	24.4	23	23.64	74
23	Nal Campus	100	100	100	18.3	23	69	74
24	DRDO	100	100	100	17.5	20	43	50
25	Bellary	100	100	100	8.11	8	36	40
26	AFS Yelahanka	100	100	100	10.9	13	27.1	30
27	Mysore	100	100	100	15	25	50	60
28	CRPF Yelahanka	99.3	100	100	3.6	10	20	25
29	AFS Sambra	98.9	100	100	3	15	23	40
30	Raichur	100	100	100	2.26	30	7.82	30
31	IISc	100	100	100	14.7	18	29.4	30
32	RWF Yelahanka	100	100	100	17.5	20	70	75
33	INS Mandovi	100	100	100	12	31	53	60
34	BEML Nagar	100	100	100	13.75	15	19	22
35	No.2,Mangalore	100	100	100	15	40	29	50
36	No.1, Vasco	100	100	100	15	20	32	35
37	No.1, Hubli	100	100	100	7.6	16	17.7	18.4
38	Bijapur	100	100	100	12	17	17	20
39	Kodagu	NA	100	100	NA	25	NA	30
40	Bagalkot	NA	100	100	NA	20	NA	25

Kendriya Vidyalaya Sangathan, Regional Office, Bhopal

Target set for the year 2013

Class - X								
S. No.	Name of KV	Pass % in 2012	Target pass % of 2013	Expecte d pass % based on pre board test	% age of student with 10 CGPA in 2012	Target % of student s with 10 CGPA in 2013	% age of student s with CGPA (8-9) 2012	Target % age of student s with CGPA (8-9) 2013
1	Amla	100	100	-	7	10	27	30
2	Bairagarh	100	100	-	3.2	5	34.19	40
3	Barwaha	100	100	-	1.29	3	57.9	62
4	Bhopal No. 1	100	100	-	4.7	7	27.6	35
5	Bhopal No. 2	100	100	-	9	14	34	40
6	Bhopal No. 3 (I Shift)	100	100	-	7	15	16	20
7	Bhopal No. 3 (II Shift)	100	100	-	NIL	15	15	20
8	Bina	100	100	-	5.88	8	26.47	35
9	Dewas	100	100	-	-	10	19	30
10	Dhar	100	100	-	5	7	22.78	25
11	GAIL Guna	100	100	-	0	1	12	14
12	Guna	100	100	-	02	05	21	30
13	Hoshangabad	100	100	-	---	10	30	40
14	Indore No. 1	100	100	-	6.36	10	46.36	50
15	indore no. 2	100	100	-	3.15	6	20	25
16	Itarsi No. 1	100	100	-	5.6	10	27	50
17	Jhabua	100	100	-	3.23	7	32.3	35
18	K V -2 , CPE ITARSI	100	100	-	5.6	7	26.2	30
19	Karera	100	100	-	6	20	40	80
20	Khandwa	100	100	-	13.04	15	24.35	30
21	Khargone	100	100	-	-	10	24	30
22	KV Ratlam	98.18	100	-	3.63	5	35.45	40
23	Mandsaur	100	100	-	2.53	4	29.11	32
24	Mhow	100	100	-	3	5	30.8	35
25	Mungaoli	97.56	100	-	2.4	5	15	20
26	Narmadanagar	100	100	-	7.5	15	30	35
27	Neemuch	99.7	100	-	0.8	5	20.83	22
28	Nepanagar	94.4	100	-	5.5	8.5	33.3	42.8
29	Pachmarhi	100	100	-	1.56	5.1	7.8	10
30	Rajgarh	100	100	-	1.36	3	24.6	30
31	Sarni	98.6	100	-	3.7	10	36	45
32	Sehore	100	100	-	NIL	5	31.5	40
33	Seoni Malwa	100	100	-	NIL	4	42.25	50
34	Shajapur	100	100	-	1	4	36.01	40
35	Shivpuri	100	100	-	05	08	35	40
36	Ujjain	100	100	-	11	15	28.1	35
37	Vidisha	100	100	-	3.95%	10%	28.95%	35%

KENDRIYA VIDYALAYA SANGATHAN : REGIONAL OFFICE : BHUBANESWAR

Format - A

Sl. No.	Name of KV	Class X						
		Pass %age in 2012	Target pass %age of 2013	Expected pass % based on preboard test	%age of students with 10 CGPA in 2012	Target %age of students with 10 CGPA in 2013	%age of students with CGPA (8-9) in 2012	Target %age of students with CGPA (8-9) in
1	Angul	100.0	100.0	100.0	9.68	14.68	43.55	48.55
2	Balasore	99.3	100.0	100.0	12.50	17.50	53.68	58.68
3	Baripada	100.0	100.0	100.0	18.92	23.92	48.65	53.65
4	Berhampur	100.0	100.0	100.0	5.34	10.34	44.27	49.27
5	Bhubaneswar No.1 (S1)	100.0	100.0	100.0	21.28	26.28	42.55	47.55
6	Bhubaneswar No.1 (S2)	100.0	100.0	100.0	23.64	28.64	50.91	55.91
7	Bhubaneswar No.2	100.0	100.0	100.0	20.00	25.00	38.13	43.13
8	Bhubaneswar No.3	100.0	100.0	100.0	24.00	29.00	52.00	57.00
9	Bhubaneswar No.4	100.0	100.0	100.0	10.42	15.42	60.42	65.42
10	Charbatia, ARC	100.0	100.0	100.0	23.29	28.29	46.58	51.58
11	Chilka, INS	100.0	100.0	100.0	8.70	13.70	43.48	48.48
12	Cuttack No. 1	100.0	100.0	100.0	20.13	25.13	49.66	54.66
13	Dhenkanal	100.0	100.0	100.0	20.55	25.55	39.73	44.73
14	Gopalpur Mil. Stn.	98.6	100.0	100.0	1.35	10.00	21.62	26.62
15	Kaniha, NTPC	100.0	100.0	100.0	5.88	10.88	58.82	63.82
16	Keonjhar	100.0	100.0	100.0	6.38	11.38	44.68	49.68
17	Khurda Road	100.0	100.0	100.0	6.52	11.52	42.39	47.39
18	Paradip Port	100.0	100.0	100.0	2.99	10.00	38.81	43.81
19	Puri	100.0	100.0	100.0	15.29	20.29	38.82	43.82
20	Sambalpur	98.8	100.0	100.0	9.70	14.70	43.64	48.64
21	NAD, Vizag	100.0	100.0	100.0	4.95	9.95	30.69	35.69
22	No. 1, SVN	100.0	100.0	100.0	5.31	10.31	51.33	56.33
23	No. 2, SVN	100.0	100.0	100.0	11.04	16.04	48.47	53.47
24	No. 1, NSB	100.0	100.0	100.0	5.65	10.65	39.52	44.52
25	No. 2, NSB	100.0	100.0	99.0	3.31	8.31	50.33	55.33
26	Malkapuram	100.0	100.0	100.0	1.47	6.47	30.88	35.88
27	Steel Plant, Vizag	100.0	100.0	100.0	1.48	6.48	33.33	38.33
28	Waltair	100.0	100.0	100.0	13.33	18.33	50.00	55.00
29	INS, Kalinga	100.0	100.0	100.0	0.00	5.00	22.58	27.58
30	Srikakulam	100.0	100.0	100.0	3.13	8.13	48.44	53.44
31	Vizianagaram		1st Batch	100.0				
32	Rayagada		1st Batch	100.0				
33	Gajapati Paralakhemundi		1st Batch	100.0				
34	Bhadrak		1st Batch	100.0				
35	Boudh		1st Batch	100.0				
36	Kandhamala		1st Batch	100.0				

h
30/01

Name of the Region : - Chandigarh

Class X								
S. No	Name of KV	Pass % age in 2012	Target pass % age of 2013	Expected pass % based on preboard test	%age of student with 10 CGPA in 2012	Target % age of student with 10 CGPA in 2013	%age of student with CGPA (8-9) in 2012	Target %age if student with CGPA (8-9) in 2013
1.	KV AFS Kasauli	100%	100%	100%	3	4	8	8


Annual Examination Target set by CHANDIGARH REGION for 2013 of Class X & Class XI

Class X

S.No	Name of KV	Pass age 2012	% in Target pass age 2013	Expected % pass based on preboard test	%age of student with 10 CGPA in 2012	Target %age of student with 10 CGPA in 2013	%age of student with 8-9) 2012	Target %age if student with 8-9) in 2013
1	Baddowal	100	100	100	1.5	10	18.2	25
2	Dappar	100	100	100	-	3	14	2
3	No.1 Hussainpur	100	100	100	5.9	7	47.5	50
4	No.2 Hussainpur	100	100	100	51	20	56	75
5	Kapurthala Cantt	100	100	100	2	5	30	40
6	Mullanpur	100	100	100	30	60	17	21
7	No.1,Patiala	100	100	100	8.49	10	31	35
8	No.2,Patiala	100	100	100	3	5	30	35
9	No.3,Patiala	100	100	-	6.25	8	85.93	90
10	Zirakpur	100	100	-	5.75	10	31	35
11	Highgrounds	100	100	100	6.4	15	32.13	50
12	No.1 Adampur	100	100	-	12.04	17	16.7	22
13	NO.2 Adampur	100	100	-	9.8	10	38	44
14	No.1,Ambala	100	100	-	3.48	5	36	40
15	No.2,Ambala	100	100	100	4.6	8	24.1	30
16	No.3,Ambala	100	100	100	2.6	5	18.3	25
17	No.4, Ambala	100	100	100	2.73	4	39.72	45
18	ITBP, Bhanu	97.5	100	100	-	10	15	20
19	No.1, Chandimandir	100	100	100	2.5	10	23.75	30
20	No.2 Chandimandir	100	100	100	5.4	10	25.22	35
21	Pinjore,CRPF	100	100	-	3.77	5	22	30
22	Hamirpur	100	100	100	1.7	10	22.4	30
23	Jutogh Cantt	100	100	100	2	4	38.09	41.86
24	Kasauli	100	100	100	3	4	8	8
25	Keylong	-	100	100	-	40	-	50
26	Mandi	100	100	100	-	5	10	15
27	Nadaun	100	100	-	2.7	10	24	30
28	Naleti	100	100	100	-	5	21	30
29	Palampur	100	100	100	-	10	15	20
30	Reckongpeo	100	100	100	-	20	13.5	20
31	NHPC Sainj	100	100	100	-	10	23	25
32	Sarahan	100	100	100	-	10	26	35
33	Shimla	100	100	100	7	12	25	35
34	Subathu	100	100	100	4	16	28.57	40
35	Yol Cantt	100	100	100	8	10	25	35
36	Alhilal	100	100	100	5.4	10.71	16.21	21.42
37	Dharamshala	96.4	100	100	0	10	7.1	40
38	Bhanala	100	100	100	-	4	8.7	10
39	3 BRD, Chd.	100	100	-	18.6	21	42.6	45.7
40	KV-29, Chd	100	100	100	5.3	8	43	45
41	KV-31, Chd	100	100	-	11	12	45	47
42	KV-47, Chandigarh	100	100	100	15.6	18	46.8	50

KENDRIYA VIDYALAYA SANGATHAN, CHENNAI REGION
TARGET RESULTS FOR THE CBSE EXAMINATION, MARCH 2013

Class X								
S.No.	Name of KV	Pass % age in 2012	Target pass % age of 2013	Expected pass % based on preboard test	%age of student with 10 CGPA in 2012	Target % age of student with 10 CGPA in 2013	%age of student with CGPA (8-9) 2012	Target %age if student with CGPA (8-9) in 2013
1	2	3	4	5	6	7	8	9
1	H/V Avadi	100	100	100	9.0	52	42.0	70
2	AFS Avadi	100	100	100	9.2	13	35.6	44
3	Gill Nagar	100	100	100	5.1	6	20.5	21
4	No.1 Tambaram	99.29	100	100	9.3	0	0.2	0
5	IIT Chennai	100	100	100	9.0	12	40.0	45
6	No.1 Kalpakkam	100	100	100	6.0	10	20.0	30
7	No.1 Pondicherry	100	100	100	0.2	0	0.2	0
8	Coimbatore	100	100	100	0.1	0	0.5	1
9	No.1 Trichy	100	100	100	6.6	10	23.0	25
10	Madurai No.1	100	100	100	6.5	10	22.1	25
11	Ashok Nagar	100	100	100	30.0	32	28.0	30
12	AFS Sullur	100	100	100	9.0	10	12.0	13
13	Island Ground	100	100	100	0.0	0	0.2	0
14	Ootacamund	100	100	100	0.0	0	0.3	0
15	Aruvankadu	100	100	100	0.0	0	17.3	0
16	No.2 Tambaram	100	100	100	13.0	33	46.0	55
17	Minambakkam	100	100	100	0.1	0	25.5	28
18	CLRI Chennai	100	100	100	4.8	10	22.0	25
19	Koraikudi	100	100	100	0.1	0	0.2	0
20	DGQA Complex	100	100	100	0.1	0	0.1	0
21	Anna Nagar	100	100	100	15	40	65.0	70
22	Wellington	100	100	100	0.2	0	0.1	0
23	CRPF Avadi	100	100	100	0.6	6	36.9	41
24	No.2 Kalpakkam	100	100	100	0.2	0	7.0	10
25	OCF Avadi	100	100	100	0.0	0	0.3	30
26	Arakkonam	100	100	100	0.0	0	0.1	0
27	No.2 Trichy	100	100	100	0.0	0	0.2	0
28	No.2 Pondicherry	100	100	100	2.0	6	15.0	18
29	Thakkolam	100	100	100	7.5	9	42.5	45
30	Mandapam	100	100	100	5.0	10	40.0	50
31	Vijayanarayanam	100	100	100	3.3	5	27.0	36
32	Rameswaram	100	100	100	0.0	0	3.0	3
33	No.2 Madurai	100	100	100	5.0	0	22.4	0
34	Sivaganga	NA	100	100	0.0	0	0.0	1
35	AFS Thanjavur	100	100	100	3.7	5	24.5	26
36	Dindugal	100	100	100	0.1	0	0.2	0
37	Dharmapuri	NA	100	100	0.0	0	0.0	0
38	Tiruvannamalai	N.A	100	100	0.0	4	0.0	10
OVERALL		-	100	100	5.8	11	20	25



DEPUTY COMMISSIONER

KENDRIYA VIDYALAYA SANGATHAN DEHRADUN REGION

CLASS-X

PREPARATION OF QUALITY RESULT FOR ACHIEVING TARGE 2012-13

S.N.	Name of KV	Pass %age in 2012	Target pass%age of 2013	Expected pass % based on the performance of FA-1/2/3 & SA-I Exam.	%age of student with 10 CGPA in 2012	Target % age of student with 10 CGPA in 2013	%age of student with CGPA (8-9) 2012	Target %age if student with CGPA (8-9) in 2013
1	ALMORA	100%	100%	100%	0%	10%	14.28%	20%
2	AUGUSTYAMUNI	100%	100%	100%	N/A	5	13	15
3	BAGESHWAR	NA	BELOW X					
4	BANBASA CANTT	100	100	100	1	10	20	25
5	BANBASA NHPC	100	100	100	2.7	10	31	30%
6	BHIMTAL	100%	100%	100%	NIL	10%	21%	30%
7	BIRPUR	100	100	100%	0.833	40%	14.07%	30%
8	DEHRADUN FRI	100	100	100	4	9	34.4	40
9	DEHRADUNHBK NO 1	100%	100%	100%	2.98%	5%	14.92%	20%
10	DEHRADUN HBK NO 2	98.39	100	100	0			
11	DEHRADUN IIP (1st SHIFT)	100%	100%	100%	Nil	5%	12.25%	20%
12	DEHRADUN IIP (IInd SHIFT)	100%	100%	100%	Nil	5%	30%	35%
13	DEHRADUN IMA	100	100	100	1	5	24.3	30
14	DEHRADUN ITBP	100%	100%	100%	3.77%	5.00%	16.98%	20.00%
15	DEHRADUN OFD	100	100	100	0.6	2.9	24.83	80
16	DEHRADUN OLF	100	100	100	1.20%	5%	32%	35%
17	DEHRADUN ONGC	100	100	100	4.79	10.83	26.35	26.75
18	DEHRADUN UPPER CAMP	98.85	100%	100%	1%	10%	25%	35%
19	DHARCHULA NHPC	100%	100%	100%	0	5	2	10
20	GAUCHAR ITBP	97.56%	100%	100%	0%	8.10%	58%	70.20%
21	GOPESHWAR	N/A	BELOW X	0	0	0	0	0
22	GWALDOM	100	100	100	7.6	11.76	25.6	29.41
23	HALDWANI (1st SHIFT)	96.7	100%	100%	1	5	15	18
24	HALDWANI (IInd SHIFT)	100%	100%	100%	NIL	10%	30.40%	35%
25	HARDWDAR BHEL	100	100	100	3.8	10	28	35
26	JOSHIMATH	100	100	100	16.9	25	12	20
27	KASHIPUR	100	100	85	1.6	5	19	25
28	KAUSANI	100%	100%	100%	11.11%	8%	13.80%	11%
29	LANSDOWNE	100	100	100	1.5	10	15	30
30	LOHAGHAT	100%	100%	95%	3.44%	4.8% (02 stude	13.79% (4 stud	14.63% (6 stude
31	MERTHI ITBP	100	100	100	Nil	6.20%	17.10%	20%
32	MORADABAD	100%	100%	100%	9.56%	12%	20.86%	25%
33	MUKTESHWAR IVRI	100	100	100	-	2	2	4
34	MUSSORIE	100	100	100	0	10	20	25
35	MUZAFFARNAGAR	98.9	100	100	4.6	6	25.3	30
36	NEW TEHRI TOWN	100	100	100	0	2	18	20
37	PAURI GARHWAL	98.8	100	100	0	2	20.48	25
38	PITHORAGARH	100	100	100	0.81	5	21.77	35
39	RAIWALA	100	100	100	0.7	4	14	20
40	RAJGARI	N/A	BELOW X					
41	RANIKHET	100%	100%	96%	1.19%	3%	17.85%	20%
42	RISHIKESH							
43	ROORKEE NO 1	100	100	97	NIL	5	18	25
44	ROORKEE NO 2	100	100	100	7.86	9	12.35	15
45	SARSAWA AFS	100	100	100	13.97	14.6	36.55	39.32
46	SAURKHAND	N/A	BELOW X					
47	SRINAGAR SSB	98.25	100%	95%	10.52	10.86	12.28	21.73
48	UTTARKASHI	100	100	100	0	8	20.33	25
	REGION	99.65	100	100	2.5	5	20	30

Quality Result 2013 Class X

Sl. No.	Name of the KV	Pass % age in 2012	Target pass % age of 2013	Expecte d pass % based on preboar	%age of student with 10 CGPA	Target % age of student with 10 CGPA in	%age of student with CGPA (8-9)	Target %age if student with CGPA (8-
1	AGCR Colony (I)	98.56	100	N/A	2.87	2.96	25.17	29.62
2	AGCR Colony (II)	98.5	100	N/A	2.23	3.64	23.13	25.54
3	Andrews Ganj (I)	100	100	N/A	5	7	20%	20
4	Andrews Ganj (II)	100	100	N/A	10	11	21%	24
5	Arjan Garh	100	100	N/A	1.3	5	37.8	40
6	Babu Garh	98.7%	100%	N/A	2.40%	5%	12.1%	15%
7	Badarpur, NTPC	100	100	N/A	3.94	4.5	18.9	20
8	Bawana AFS	100	100	N/A	2.4	4.4	19.7	20
9	Chhawla, BSF	100	100	N/A	2	5	21	25
10	Dadri, NTPC	100	100	N/A	1.29	6	12.98	20
11	Delhi Cantt. - 1 (I)	99.6	100%	N/A	10.6	20	20.6	30
12	Delhi Cantt. - 1(II)	100	100	N/A	2%	10%	20.6%	30%
13	Delhi Cantt. - 2 (I)	100	100	N/A	16.2	18	20.68	25
14	Delhi Cantt. - 2 (II)	100	100	N/A	4.36	15	24.98	30
15	Delhi Cantt. - 3 (I)	100%	100%	N/A	7.65%	17.0%	39.63%	50%
16	Delhi Cantt. - 3 (II)	100%	100%	N/A	3.60%	15.0%	33.30%	50%
17	Delhi Cantt. - 4	100	100	N/A	3%	5%	25%	30%
18	Dwarka, Sector-5	100	100	N/A	8.6	20	30.1	40
19	Dwarka, Sect. -	N/A		N/A				
20	Dwarka, SPG	N/A		N/A				
21	Dwarka, Sector-12	N/A	100	N/A	N/A	8	N/A	10
22	Faridabad - 1	100	100	N/A	1.4	4	33	35
23	Faridabad - 2	100 %	100%	N/A	6.8%	10	29.2	35%
24	Faridabad - 3	100	100	N/A	2	10	35	40
25	Ghaziabad (I)	100	100	N/A	8	10%	185	20%
26	Ghaziabad (II)	100	100	N/A	2.4	3	30.95	33
27	Gole Market (I)	99.10%	100%	N/A	1%	2%	26%	30%
28	Gole Market (II)	99.20%	100%	N/A	Nil	1%	18.30%	25%
29	Greater Noida	100	100	N/A	8.6	9	29.3	30
30	Gurgaon AFS (I)	100%	100%	N/A	13	20	58	65
31	Gurgaon AFS (II)	N/A		N/A				
32	Gurgaon SR	N/A		N/A				
33	Hindon - 1	100	100	N/A	68	8	15.1	16
34	Hindon - 2	100%	100%	N/A	8.20%	12%	####	35%
35	INA Colony	100%	100%	N/A	4.19%	10%	#####	25%
36	JNU	100	100	N/A	6.5	10	34.31	50
37	Janakpuri (I)	100	100	N/A	6.6	8	25.4	28
38	Janakpuri (II)	100%	100%	N/A	5.14%	8%	#####	27%
39	Jharodakalan	100	100	N/A	1.47	3	18.38	50
40	Keshavpuram (I)	100	100	N/A	2.27	5	47.7	55
41	Keshavpuram (II)	98.4	100	N/A	0	5	32.2	40
42	Khichripur	N/A		N/A				

43	Masjid Moth (I)	100%	100%	N/A	4.50%	8%	42%	45%
44	Masjid Moth (II)	N/A		N/A				
45	Muradnagar	100	100	N/A	5	7	21.6	25
46	Narela	100%	100%	N/A	1/53	10/82	9/53	15/82
47	NFC Vigyan Vihar	100	100	N/A	53	60	53	60
48	NFC Vigyan Vihar	100%	100%	N/A	4.90%	10%	#####	50%
49	Noida (I)	100	100	N/A	6.383	10	17.62	20
50	Noida (II)	100	100	N/A	4.2	5	11.3	15
51	NSG Manesar	100%	100%	N/A	5%	8%	21%	25%
52	Palwal	100%	100%	N/A	NIL	2	9	14
53	Paschim Vihar	100	100	N/A	3/3	4	18	20
54	Pitampura (I)	100%	100%	N/A	4.90%	8.00%	#####	45%
55	Pitampura (II)	N.A.	100%	N/A	N.A.	5%	N.A.	20%
56	Pragati Vihar (I)	100	100	N/A	0.97	4	23	26
57	Pragati Vihar (II)	N/A		N/A				
58	Pushp Vihar (I)	100	100	N/A	1.2	5	24.3	40
59	Pushp Vihar (II)	100	100	N/A	2.4	5	25.4	40
60	RK Puram Sector -2	100%	100%	N/A	7	15	105	150
61	RK Puram, Sector-2	N/A		N/A				
62	RK Puram, Sector-4	100	100	N/A	2.11	10.64	34.74	50.00
63	RK Puram, Sector-8	100	100	N/A	12	15	48	56
64	RK Puram, Sector-8	99.3	100	N/A	3	5	18	25
65	Rajokri, AFS	100	100	N/A	1.1	3	37.8	45
66	Rangpuri	100%	100%	N/A	1.94%	4%	#####	35%
67	Rohini, Sector-3	100	100	N/A	7	20	40	50
68	Rohini, Sector-8 (I)	100%	100%	N/A	07%	12%	34.9%	47%
69	Rohini, Sector-8	100%	100%	N/A	5.95	10%	11.90%	20%
70	Rohini, Sector-22	100	100	N/A	2.9	12	36.8	50
71	Rohini, Sector-25	98.8/%	100%	N/A	3.5%	7%	29%	35%
72	Sainik Vihar (I)	100 %	100%	N/A	4.1 %	5.0%	29.16	30.0%
73	Sainik Vihar (II)	N/A		N/A				
74	Shalimar Bagh (I)	100%	100%	N/A	03	06	28	40
75	Shalimar Bagh (II)	N/A	100	N/A	n/a	6	n/a	11
76	Tagore Garden	99.50%	100%	N/A	1%	10%	24.5	30%
77	Tughlakabad (I)	100%	100%	N/A	5.5%	7.50%	21.1%	25.0%
78	Tughlakabad (II)	99.4%	100%	N/A	3.1%	5%	32.30%	35.0%
79	Vasant Kunj	100%	100%	N/A	3.20%	5%	14%	15%
80	Vikas Puri (I)	99.4	100	N/A	7	8	21.5	22
81	Vikas Puri (II)	100	100	N/A	6.3	8	19.5	20
82	Shakurbasti	N/A		N/A				
83	Meerut PL	100	100	N/A	2.65%	10	31.3%	40
84	Meerut SL	100%	100%	N/A	4%	10%	32%	40%
85	Meerut DL	100	100	N/A	3.17	5	22	25
86	AFS Chandinagar	100 %	100%	N/A	08%	20%	16%	30%

KENDRIYA VIDYALAYA SANGATHAN

Name of the Region-ERNAKULAM

CLASS X								
SL. No	Name of KV	Pass % age in 2012	Target pass % age of 2013	Expected pass % based on practice test	%age of student with 10 CGPA in 2012	Target % age of student with 10 CGPA in 2013	%age of student with CGPA (8-9) in 2012	Target %age of student with CGPA (8-9) in 2013
1	Adoor Shift I	100	100	100	16.19	21	37.14	42
2	Adoor Shift II	100	100	100	25.96	30	52.88	57
3	AFS Akkulam	100	100	100	23.4	28	38	42
4	Idukki	100	100	100	0	25	33	40
5	INS Dronacharya	100	100	100	10.58	20	65.39	68
6	Kalpetta	100	100	100	14	25	36.00	40
7	Ezhimala	-	100	100	-	20	-	40
8	Ernakulam	100	100	100	30	30	56.1	60
9	Kannur	100	100	100	12.70	25	13.30	25
10	Kavaratti	100	100	100	8	20	42	80
11	Keltron Nagar	100	100	100	16	30	17.30	35
12	Kollam	-	100	100	-	40	-	55
13	Pangode	100	100	100	10.40	25	36.50	50
14	NAD, Aluva	100	100	100	32	35	45	48
15	No.1 Calicut	100	100	100	24	25	25	30
16	Malappuram	100	100	100	23	30	25	35
17	No. 1 Kasaragod	100	100	100	13.70	18	24.00	45
18	No. 1 Kochi	100	100	100	14.46	20	36.50	40
19	No. 1 Palakkad	100	100	100	18.1	25	24	52
20	No. 2 Calicut	100	100	100	18	25	42.60	43
21	No. 2 Kochi	100	100	100	13	25	50	60
22	No. 2 Kasaragod	100	100	100	23	25	82.9	84
23	No. Palakkad	100	100	100	20	22	53	30
24	NTPC Kayamkulam	100	100	100	18	25	54	60
25	Ottapalam	100	100	100	19.72	23	45	50
26	Pallippuram	100	100	100	6	25	88	95
27	Pattom Shift - I	100	100	100	21	25	26.00	30
28	Pattom Shift - II	100	100	100	30	32	18.00	22
29	Payyannur	100	100	100	21.42	25	55.80	60
30	Port Trust, Kochi	100	100	100	9	12	25.90	30
31	Kottayam	100	100	100	19.80	25	43.80	50
32	SAP Trivandrum	-	100	100	-	5	-	15
33	Thrissur	100	100	100	21.5	25	23.1	25

KENDRIYA VIDYALAYA SANGATHAN, GUWAHATI REGION

Class X								
S. No.	Name of KV	Pass % age in 2012	Target pass % age of 2013	Expected pass % based on preboard test	%age of student with 10 CGPA in 2012	Target % age of student with 10 CGPA in 2013	%age of student with CGPA (8-9) 2012	Target %age if student with CGPA (8-9) in 2013
1	Amerigog CRPF	100	100	100	6.3	10	28.8	30
2	Barpeta	100%	100%	100%	9%	12%	29%	30%
3	Bbfhar	100%	100%	100%	12.78%	15%	39%	42%
4	Digaru	100	100	100	93	15	48.8	70
5	Goalpara	N/A	100%	95%	N/A	3	N/A	6
6	IIT Guwahati	100%	100%	100%	6.30%	7.80%	55.70%	65%
7	Jagiroad	100	100	100	3	6	33	40
8	Khanapara	100	100	0	14	16	53.5	56
9	Kokrajhar	100	100	100	NIL	2	5	7
10	Maligaon	100%	100%	100%	7.3	15	34.2	45
11	Mangaldai	100%	100%	100%	12.50%	15%	38.46%	40%
12	Misa Cantt	100	100	100	7	8	34.5	38
13	Nagaon	100	100	99	9.25	17	33.3	40
14	Narangi	99.28%	100%	100%	4.31%	30%	42.91%	60%
15	New Bongaigaon	100%	100%	100%	8.14%	12.50%	10.50%	16.70%
16	Noonmati IOC	100	100	100	5.1	10	16.7	20
17	Panbari	100%	100%	100%	3.57%	20%	28.57%	40%
18	Happy Valley	100%	100%	100%	6.70%	7%	24.03%	25%
19	Laitkor Peak	100	100	96	2.78%	10%	22%	25.86%
20	NEHU	100	100	100	3	20	17	30
21	NEPA Barapani	100%	100%	-	2	5	11	15
22	Tura	100	100	100	--	10%	30%	40%
23	Umroi Cantt	100	100	100	2.7	12.8	27.7	30.76
24	Upper Shillong	100	100	100	18.42	15.3	40.35	51.02
25	Dirang	NA	100	NA	NA	3	NA	10
26	Tawang	100	100	100	2.86	15.4	28.57	34.6
27	Tengavalley	100	100	100	2	5	31	35
28	Alipurduar	100%	100%	100%	13.88%	14%	41.66%	42%
29	Bagdogra	100%	100%	-	3%	6%	65%	70%
30	Bengdubi	93.08%	100%	100%	2.30%	5%	8.50%	15%
31	Binaguri No.-1	100%	100%	---	1	3	6	8
32	Binaguri No.-2	100	100	100	2	12	28	34
33	Cooch Bihar	100	100	NA	2.5	5	28.75	35
34	Gangtok	100	100	100	6%	20%	48%	60%
35	Hasimara	100	100	-	1.14	5.15	24.13	28
36	Kalimpong	100%	100%	100%	17%	25%	46%	55%
37	Khaprail (Sukna)	100	100	100	3	5	24	30
38	Sevoke Road	100%	100%	100%	4%	8%	23%	30%
39	Singtam (NHPC)	96.42	100	100	0	5	7.4	15%

Offg. Dy. Commissioner

Name of the Region: HYDERABAD

TARGETS Class X 2013

SN	Name of KV	Pass % in 2012	Target pass % of 2013	Expected pass% based on preboard test	%age of student with 10 CGPA un 2012	Target %age of student with 10 CGPA in 2013	%age of student with CGPA (8-9) in 2012	Target %age of student with CGPA (8-9) in 2013
1	Begumpet	100	100	100	8.8	12	57.5	65
2	Hakimpet	100	100	100	11.3	15	46	55
3	Suryalanka	100	100	100	0	5	66	75
4	Bolarum	100	100	100	2	5	34	40
5	Bowenpally	100	100	100	5.4	8	33	40
6	CRPF Hyd	100	100	100	3.7	6	23.5	30
7	Gachibowli	100	100	100	11.1	15	35	45
8	Gooty	100	100	100	6.25	10	56.6	65
9	Guntakal	100	100	100	12	20	58	65
10	Guntur	100	100	100	2.4	4	29	35
11	Kanchanbagh	100	100	100	2.8	5	37.5	45
12	Kurnool	100	100	100	0	5	50	60
13	Machilipatnam	100	100	100	2.8	5	57.1	65
14	NFC Nagar	100	100	100	6.6	10	32	40
15	No.1 AFA Hyd	100	100	100	7.6	10	38.4	50
16	No.1 Golconda	100	100	100	0	5	29	35
17	No.1 Tirupati	100	100	100	7	10	36.2	45
18	No.1 Uppal	100	100	100	9.8	15	52.7	65
19	No.1 Vijayawada	100	100	100	7.5	12	35.4	45
20	No.2 AFA Hyd	100	100	100	16.4	25	35.4	45
21	No.2 Golconda	100	100	100	8.9	15	44.6	60
22	No.2 Tirupati	100	100	100	3.1	6	34.3	40
23	No.2 Uppal	98.8	100	100	7.4	12	39.5	50
24	No.2 Vijayawada	100	100	100	3.3	6	36.6	45
25	NPA Shivrampally	100	100	100	2.6	5	24.8	35
26	NTPC Ramagundam	100	100	100	6.8	10	55	65
27	Eddumailaram	99.1	100	100	4.6	7	44	50
28	ONGC Rajahmundry	100	100	100	15.3	20	46	55
29	Picket	100	100	100	14.3	18	41	50
30	Anantapur	100	100	100	12	15	48.5	60
31	Tirumalagiri	99.2	100	100	5	10	43.7	55
32	Kadapa	0	100	100	0	5	0	10
33	Eluru	0	100	100	0	5	0	8
34	Khammam	0	100	100	0	5	0	8
35	Venkatagiri	0	100	100	0	5	0	10
36	Warangal	0	100	100	0	5	0	8
37	Ongole	0	100	100	0	5	0	8

KVS: JABALPUR REGION

Class X

Sl.	Name of KV	Pass % in 2012	Target pass % of 2013	Expected pass % based on SA-I / preboard test	%age of student with 10 CGPA in 2012	Target %age of students with 10 CGPA in 2013	%age of students with CGPA (8.0 - 9.8) 2012	Target %age if student with CGPA (8-9) in 2013
1	Barkuhi	100.00	100	100	3.8	10	50	60
2	Bhandara	100.00	100	100	5.7	10	36	45
3	Chanda OF	100.00	100	100	0	10	33	45
4	Chandrapur	100.00	100	100	0	10	39	50
5	Chhatapur	100.00	100	100	1.3	10	45	55
6	Chhindwara No.1 (S1)	96.67	100	100	3.05	10	25.55	36
7	Chhindwara No.1 (S2)	100.00	100	100	1	10	27.27	38
8	Damoh	99.15	100	100	3.45	10	41.38	50
9	Dhana	100.00	100	100	0	10	31.82	40
10	Jabalpur 1 STC	96.63	100	100	0	10	33.72	40
11	Jabalpur CMM	100.00	100	100	4.07	10	33.33	40
12	Jabalpur COD	96.84	100	100	3.53	10	15.29	25
13	Jabalpur Garha	0.00	100	100	0	10	0	40
14	Jabalpur GCF No.1	100.00	100	100	2.82	10	33.9	42
15	Jabalpur GCF No.2	100.00	100	100	5.68	10	26.14	36
16	Jabalpur OFK	99.15	100	100	6.84	10	29.9	40
17	Jabalpur TFR1	109.09	100	100	5.56	10	36.11	46
18	Jabalpur VF	100.00	100	100	3.79	10	18.94	30
19	Jayant Colliery	100.00	100	100	1.52	10	81.8	90
20	Kamptee	100.00	100	100	1.7	10	32	42
21	Katni NKJ	100.00	100	100	1.2	10	38.5	45
22	Katni OF	100.00	100	100	2.47	10	45.68	55
23	Mandia	100.00	100	100	7.14	12	47.6	55
24	Nagpur Ajni	100.00	100	100	8.2	15	55	65
25	Nagpur Ambajhari	100.00	100	100	10.1	15	36	45
26	Nagpur CRPF	100.00	100	100	4.2	10	37	47
27	Nagpur VSN	98.69	100	100	14	20	36	45
28	Narsinghpur	98.85	100	100	2.33	10	19.77	30
29	New Majri	78.38	100	100	0	10	22	35
30	Nowrozabad	98.75	100	100	5.06	10	44.3	50
31	Panna	0.00	100	100	0	10	0	40
32	Pulgaon	100.00	100	100	3.6	10	46	55
33	Rewa No.1	100.00	100	100	1.27	10	27.22	38
34	Rewa No.2	100.00	100	100	7.84	15	27.45	38
35	Sagar No.1	100.00	100	100	4.5	10	21.05	35
36	Sagar No.2	100.00	100	100	0	10	34.09	45
37	Sagar No.3	95.35	100	100	0	10	12.2	25
38	Satna No.1	97.85	100	100	4.5	10	25.27	35
39	Seoni	100.00	100	100	3.8	10	30.14	40
40	Sidhi	97.63	100	100	2.22	10	33.33	45
41	Singrauli	100.00	100	100	4.1	10	29	34
42	Yavatmal	0.00	100	100	0	10	0	30

KENDRIYA VIDYALAYA SANGATHAN (REGIONAL OFFICE) JAIPUR

Class - X

TARGETS FOR CBSE RESULTS -2013

S.No.	Name of K.V	Pass % in 2012	Target pass % of 2013	Expected pass % based on preboard test	%age of students with 10 CGPA in 2012	Target %age of student with 10 CGPA in 2013	%age of students with CGPA (8-9.8) 2012	Target %age of students with CGPA (8-9.8) in 2013
		1	2	3	4	5	6	7
1	No. 1, Ajmer	100	100	100	2.21	10	24.00	25
2	No. 2, Ajmer	100	100	100	6.38	10	45.00	40
3	Alwar	100	100	100	5.73	6	33.00	24
4	Itarana, Alwar	100	100	100	8.70	10	51.00	40
5	Avikanagar	100	100	100	0.00	3	42.00	15
6	Banswara	100	100	100	2.63	10	26.00	18
7	Beawar	100	100	100	2.44	2	44.00	20
8	Bhilwara	100	100	100	6.25	10	44.00	25
9	No. 1, Bikaner	98.21	100	100	1.82	5	32.00	40
10	No. 2, Bikaner	100	100	100	2.44	5	41.00	50
11	No. 3, Bikaner	100	100	100	1.41	3.8	46.00	63
12	Chittorgarh	N/A	100	N/A	N/A	30	N/A	40
13	Churu	100	100	100	1.37	2	23.00	25
14	Dabla, Jaisalmer	100	100	100	0.00	15	41.00	25
15	Deoli	100	100	100	1.25	5	44.00	25
16	Dungarpur	100	100	100	5.56	20	50.00	50
17	No. 1, Jaipur	99.6	100	100	8.23	10	40.00	30
18	No. 2, Jaipur	100	100	100	3.92	6	33.00	35
19	No. 3, Jaipur	100	100	100	8.24	10	47.00	45
20	No. 4, Jaipur	98.13	100	100	4.46	5	31.00	30.00
21	No. 5, Jaipur	98.9	100	100	6.7	10	39.00	47.5
22	No. 6, Jaipur	100	100	100	1.05	5	42	45
23	AFS, Jaisalmer	100	100	100	9.09	10	48.00	25
24	Jalpa Cantt.	98.2	100	100	0.00	2	38.00	5
25	Jhunjhunu	100	100	100	3.09	4	35.00	40
26	No. 1 AFS Jodhpur	99.49	100	100	7.69	10	36.00	40
27	No. 2 AFS Jodhpur	99.19	100	100	8.13	11.11	50.40	60
28	No1 Army Jodhpur	100	100	100	1.27	7	40.00	42
29	No2 Army Jodhpur	98.77	100	100	0.00	10	28.00	35
30	Banar, Jodhpur	100	100	100	5.00	5	25.00	20
31	BSF, Jodhpur	100	100	100	0.00	3	28.00	30
32	Mount Abu	98.36	100	100	6.67	8	28.00	10
33	Nasirabad	99.2	100	100	0.81	10	23.00	40
34	Phulera	100	100	100	2.78	5	44.00	50
35	BSF, Pokharan	100	100	100	4.35	7	30.00	33.33
36	Sikar	100	100	100	6.33	7	33.00	20
37	No. 1, Udaipur	100	100	100	4.13	5	28.00	30
38	Eklingarh, Udaipur	100	100	100	5.41	10	35.00	25
39	AFS, Uttariai	100	100	100	12.09	13	55.00	60
40	Zawar Mines	100	100	100	2.86	5	34.00	20

For Overall Jaipur Region	Achieved in 2012	Target for 2013
Overall Pass %	99.52%	100%
Percentage of students getting 10 CGPA	4.80%	6%
Percentage of students getting 8 TO 9.8 CGPA	37.15	40


(J.M. RAWAT)

Deputy COMMISSIONER

Class X								
S. No	Name of KV	Pass % age in 2012	Target pass % age of 2013	Expected pass % based on pre-board test	%age of student with 10 CGPA in 2012	Target % age of student with 10 CGPA in 2013	%age of student with CGRA (8-9) 2012	Target %age if student with CGPA (8-9) in 2013
1	NO.1Akhnoor	100%	100%	100%	Nil	2%	20.73%	25%
2	NO.2Akhnoor	100%	100%	100%	NIL	7%	26.98%	30%
3	No1 Jammu	100%	100%	100%	9.09%	10%	20%	22%
4	No.2, Jammu Cantt	99.57%	100%	100%	12%	20%	38%	45%
5	Damana	100%	100%	100%	Nil	5%	20%	25%
6	Miran Sahib	100%	100%	100%	1.5%	5%	10.6%	15%
7	Bantalab	100%	100%	---	1.85%	10%	25%	35%
8	Sunjuwan	100%	100%	100%	7.2%	10%	35%	40%
9	Nagrota	100%	100%	100%	4.2%	12%	28.7%	30%
10	Lakhanpur	100%	100%	100%	4.41%	6%	20.58%	21%
11	Kathua	100%	100%	100%	1.3%	2.5%	22%	25%
12	Samba	100%	100%	100%	Nil	10%	23%	40%
13	No 1 Srinagar	100%	100%	100%	5.7%	7.6%	26.9%	30%
14	No 2 Srinagar	97.4%	100%	98.15%	5.1%	5.6%	25.64%	25.93%
15	No.3 Srinagar	100%	100%	100%	NIL	3%	14%	23%
16	Bandipur	100%	100%	100%	Nil	20%	42.85%	45%
17	Baramulla	100%	100%	100%	9.8%	2%	5%	7%
18	Awantipora	100%	100%	100%	25%	40%	75%	60%
19	Uri	100%	100%	100%	12.5%	15%	37.5%	40%
20	PAHALGAM	100%	100%	100%	0	11.1%	20%	22.2%
21	Anantnag	100%	100%	100%	2.3%	6.6%	14.3%	20.3%
22	Rajouri	100%	100%	100%	05%	08%	35%	40%
23	Jyotipuram	98.18%	100%	-	05%	08%	25%	30%
24	Jindrah	100%	100%	-	7.14%	10%	42.85%	45%
25	Kishtwar	100%	100%	100%	Nil	7%	24%	29%
26	Hiranagar	100%	100%	100%	5.12%	15%	23.07%	30%
27	Leh	100%	100%	100%	2.8%	5.0%	19.4%	25.0%
28	Chenani	100%	100%	100%	11.11%	15%	22%	38%
29	1, Udampur	100%	100%	N/A	5.02%	10%	27.37%	33%
30	KV2 Udampur	100%	100%	NA	3.57%	10%	37.5	45%
31	Bhaderwah	100%	100%	100%	2.38%	5%	21.42%	30%
32	Dalhousie	100%	100%	100%	5%	10%	56%	60%
33	Chamera-1	100%	100%	100%	10.7%	13.8%	24.1%	27%
34	Chamera-II	100%	100%	100%	NIL	10%	30%	40%
35	Bakloh	97.22%	100%	100%	NIL	10%	14%	20%

36	No 1 Pathankot	100%	100%	-	15%	20%	29%	35%
37	No 2 Pathankot	100%	100%	100%	1.78	3%	22.61%	25%
38	NO 3 Pathankot	100%	100%	N.A	0.03 %	0.04%	23%	25%
39	No 4 Pathankot	100%	100%	NA	02%	03%	13%	14%
40	NangalBhur	100%	100%	100%	6.4%	9.3%	14%	25%
41	Tibri Cantt	100%	100%	100%	NIL	5%	56.92%	70%
42	NO. 1 Amritsar	100%	100%	N/A	4.85%	6%	24.27%	26%
43	NO. 3 Amritsar	100%	100%	100%	9.2%	15%	44%	55%
44	DBN,SIKKAR	100%	100%	100%	-	-	42%	45%
45	Kargil	100%	100%	Nil	Nil	Nil	Nil	Nil
46	Tangmarg	100%	100%	Nil	Nil	Nil	Nil	Nil

KENDRIYA VIDYALAYA SANGATHAN : KOLKATA REGION

TARGETS FOR CBSE BOARD RESULTS-2012-13

Class X								
S. No	Name of KV	Pass % age in 2012	Target pass % of age in 2013	Expected pass % based on preboard test	%age of student with 10 CGPA in 2012	Target % age of student with 10 CGPA in	%age of student with CGPA (8-9) in 2012	Target %age of student if with CGPA (8-9) in 2013
1	Adra	99.07	100	100	3.7	9	20	25
2	Andal	100	100	100	2	5	19.5	25
3	Asansol	100	100	100	5.6	10	34.57	50
4	Ballygunge	99.5	100	100	15.6	20	28.6	30
5	Bamangachi	100	100	NA	7.5	10	39.78	45
6	Barrackpore(AFS)	100	100	100	7.58	10	28.78	32
7	Barrackpore(Army)	100	100	NA	10.65	15	50.8	60
8	Berhampur	100	100	100	4.82	10	50.6	60
9	Birbhum	0	100	100	0	80	0	20
10	Burdwan	100	100	100	1	5	31	40
11	Chittaranjan	100	100	100	7	15	47	60
12	Command Hospital	99.27	100	100	1	20	47	60
13	Cossipore	100	100	100	0.14	20	0.44	50
14	Dakshin Dinajpur	NA	100	100	NA	80	NA	20
15	O.F.Dum Dum	100	100	100	7.94	10	33.7	40
16	Durgapur(CMERI)	100	100	100	0	4	N	25
17	Durgapur(CRPF)	100	100	100	10	11	34	35
18	Farakka (NTPC)	97.14	100	NA	6	10	8	15
19	Fort William	100	100	100	31.2	40	31	45
20	Garden Reach	100	100	100	8.4	14	27	35
21	Haldia	100	100	100	0	12	43.6	48.8
22	Ishapore No.1	100	100	NA	6.1	10	35	40
23	Ishapore No.2	99.15	100	100	5.1	10	34.18	40
24	IIM Joka	98.9	100	100	3.2	10	24.7	30
25	Kalaikunda No.1	100	100	100	20.7	25	36	41
26	Kalaikunda No. 2	100	100	100	0.89	10	34.5	40
27	Kanchrapara No.1	100	100	100	7.7	15	46.15	60
28	Kanchrapara No.2	100	100	NA	0	10	12.5	20
29	Kankinara	100	100	100	2.6	4	33.7	40
30	Kharagpur IIT	100	100	100	20.9	22	47.9	50
31	Kharagpur No.2	100	100	0	19.9	25	60.2	65
32	Malda	100	100	100	6	20	39	45
33	Panagarh	100	100	100	2	10	42	50
34	Raiganj	100	100	100	0	10	19.44	15.78
35	Ranaghat	NA	100	100	NA	10	NA	80
36	Salboni	100	100	100	3.6	50	25	50
37	Salt Lake No.1	100	100	100	8.6	20	35.13	45
38	Salt Lake No.2	99.4	100	100	15.5	20	34.2	40
39	Salua AFS	98.92	100	100	4.3	10	26.88	30
40	Santragachi	100	100	100	8.91	15	30.69	35
41	Port Blair No.1	100	100	100	6.14	10	27.19	30
42	KV Port Blair 2	100	100	100	57	13	39	35
Total		92.65	100.00	85.71	7.84	17.60	29.97	40.54

Name of the Region: Delhi

Class -X

S.No.	Name of KV	Pass % age in 2012	Target pass % age of 2013	Expected pass % based on preboard test	% age of students with 10 CGPA in 2012	Target % age of students with 10 CGPA in 2013	Tatget % age of Student with (9-10) 2012	Target % age of Students with (9-10) 2013	% age of students with CGPA (8-9) 2012	Target % a if students with CGPA (8-9) in 2013
1	2	3	4	5	6	7	8	9	10	11
1.	Kendriya Vidyalaya , EOI, Kathmandu	100%	100%	100%	21%	25%	37%	40%	28%	30%

KENDRIYA VIDYALAYA SANGATHAN, LUCKNOW REGION

FORMAT - A

TARGET FOR CBSE-2013 FOR CLASS X

Sl.No.	Name of KV	Pass %age in 2012	Target pass %age of 2013	Expected pass % based on preboard test	%age of students with 10 CGPA in 2012	Target %age of students with 10CGPA in 2013	%age of students with CGPA (8-9) in 2012	Target %age of students with CGPA (8-9) in 2013
1	RRC Fatehgarh	100%	100%	100%	3.50%	5%	22.50%	25%
2	IIT Kanpur	100%	100%	N/A	15%	16%	28%	30%
3	Matr Akbapur	100%	100%	100%	2.5	12	50	50
4	NTPC Dibiyaapur	100%	100	100	4%	8%	20%	25%
5	No.1 Armapur Kanpur	100%	100%	N/A	5.90%	7.10%	42.01%	45%
6	No.2 Armapur Kanpur	100%	100%	100%	3.73	10	36%	40%
7	Aliganj	99.57%	100%	100%	6.06%	10%	28.57%	30%
8	No.2 Shahjahanpur	100%	100%	100%	7.4%	10%	20.50%	25%
9	No.1 Shahjahanpur	97.30%	100%	N/A	NIL	9.20%	6.70%	10%
10	BKT Lucknow	100%	100%	100%	9%	15%	25%	30%
11	IIM Lucknow	100%	100%	100%	NIL	10%	55.76%	60%
12	Sitapur	100%	100%	100%	3.70%	8%	24.69%	30%
13	Gomtinagar, 1st Shift	100%	100%	0	7.50%	10%	15%	20%
14	Barabanki	100%	100%	100%	11.36%	17.95%	18.18%	25.64%
15	Faizabad	98.95%	100%	100%	3.15%	25%	23.15%	50%
16	Gonda	100%	100%	100%	4.40%	10%	35.50%	40%
17	Mankapur	90.90%	100%	100%	1.29%	3%	19.48%	25%
18	Lucknow Cantt	100%	100%	N/A	5.30%	8%	16.70%	25%
19	RDSO Lucknow	100	100	-	6	8	35	36
20	SGPGI Lucknow	100%	100%	100%	1	4	13	25
21	AMC Lucknow	99.6%	100%	0%	2.40	5	47.60	50
22	Memura Lucknow	0%	100%	100%	3.44	6.0	34.48	40
23	CRPF Lucknow	100	100	--	5	7	26	30
24	Raebareli (1 st Shift)	100	100	----	5.43	8	7.58	10
25	Raebareli (2nd shift)	NA	100%	----	NA	10%	NA	10%
26	OEF Kanpur	100%	100%	99%	4.87%	10%	24.40%	35%
27	Kanpur Cantt Shift-I	100%	100%	100%	2.98	5%	38.8	40%
28	Kanpur Cantt Shift-II	100	100	100%	2.63	5%	21.05	30%
29	Raksha Vihar Kanpur	100%	100%	100%	5	25	27.5	25.7

30	No.1 Chakeri Kanpur	100%	100%	N/A	10.5	12	17.5	20
31	No.2 Chakeri Kanpur	100	100	-	16.4	17	44	45
32	No.3 Chakeri Kanpur	100%	100%	100%	15%	20%	23.07%	26.50%
33	Unnao	100	100	100	4.13	6	19	25
34	IFFCO Bareilly	100	100		7	15	28	30
35	CRPE Rampur	100	100	100		5	14	25
36	AFS Bareilly	100	100	100	7	10	18	20
37	Budaun	0	100	0	0	25	0	50
38	JLA Bareilly	99.86	100	100	3	5	41	70
39	NER Bareilly	98.37	100	100	3.25	8	19.5	30
40	JRC Bareilly	100	100	100	1.34	3.17	29.53	40
41	IVRIB Bareilly	100	100	0	0	10	19.56	20
42	Pilibhit							

KENDRIYA VIDYALAYA SANGATHAN, MUMBAI REGION

Preparation for quality results - 2013

Class X								
S. No.	Name of KV	Pass % age in 2012	Target pass % age of 2013	Expected pass % based on preboard test	%age of student with 10 CGPA in 2012	Target % age of student with 10 CGPA in 2013	%age of student with CGPA (8-9) 2012	Target %age if student with CGPA (8-9) in 2013
1	Ambarnath	100.00%	100	100	6	10	18	23
2	No. 1 Colaba	100.00%	100	100	4	10	21	26
3	No. 2 Colaba	100.00%	100	100	13	20	35	45
4	No. 3 Colaba	100.00%	100	100	1	5	22	32
5	IIT- Powai	100.00%	100	100	22	30	16	20
6	INS-Hamla	100.00%	100	100	5	10	25	30
7	NAD- Karanja	100.00%	100	100	7	10	23	25
8	Koliwada	100.00%	100	100	12	22	88	93
9	AFS-Thane	100.00%	100	100	9	9	30	30
10	Bhandup	100.00%	100	100	10	15	22	28
11	Mankhurd	100.00%	100	100	2	15	49	60
12	ONGC-Panvel	100.00%	100	100	14	20	30	36
13	SC Pune	100.00%	100	100	20	24	40	51
14	Army Area Pune	100.00%	100	100	9	5	30	35
15	BEC Pune	100.00%	100	100	6	10	88	90
16	RHE Pune	100.00%	100	100	5	10	35	40
17	No.1 AFS- Pune	100.00%	100	100	11	11	22	23
18	No.2 AFS- Pune	100.00%	100	100	4	5	42	45
19	9 BRD Pune	100.00%	100	100	6	8	49	59
20	CME Pune	100.00%	100	100	10	16	33	35
21	Ganeshkhind	100.00%	100	100	19	25	48	55
22	NDA Khadakvasla	100.00%	100	100	1	4	18	55
23	DIAT Girinagar Pune	100.00%	100	100	5	6	16	17

24	No. 1 Dehu Road	100.00%	100	100	9	12	35	50
25	OF Dehu Road	100.00%	100	100	5	8	15	20
26	Lonavla	90.00%	100	100	4	10	24	50
27	No. 1 Ahmednagar	90.10%	100	100	4	9	18	22
28	MIRC Ahmednagar	100.00%	100	100	0	10	26	30
29	VRDE Ahmednagar	100.00%	100	100	3	5	5	9
30	No. 1 Devlali	100.00%	100	100	4	10	32	40
31	AFS Devlali	100.00%	100	100	2	3	14	18
32	Nasik Road	100.00%	100	100	6	7	13	14
33	ISP, Nasik	100.00%	100	100	7	15	14	20
34	AFS Ojhar	100.00%	100	100	25	26	29	30
35	OF Bhusawal	100.00%	100	100	5	11	48	55
36	OF Varangaon	100.00%	100	100	8	15	19	25
37	CR Manmad	100.00%	100	100	0	10	52	60
38	NMU Jalgaon	100.00%	100	100	0	5	40	50
39	Aurangabad	100.00%	100	100	11	15	6	8
40	CR Solapur	100.00%	100	100	6	20	35	45
41	CRPF, Mudkhed	100.00%	100	100	4	21	22	50
42	Dhule	0	100	100	0	0	0	20

(T. RAMAIAH)


ASSISTANT COMMISSIONER

u/04/13

KENDRIYA VIDYALAYA SANGATHAN REGIONAL OFFICE PATNA

Class - X

S. No.	Name of KV	Pass % in 2012	Target pass % age of 2013	Expected pass % based on preboard test	%age of student with 10 CGPA in 2012	Target % age of student with 10 CGPA in	%age of student with CGPA (8-9) 2012	Target %age of student with CGPA (8-9)
1	Ara	100.0	100	100	7.27	15.00	38.18	45.00
2	Araria	NA	100	100	NA	10.00	NA	30.00
3	Banka	100.0	100	100	10.53	15.00	10.53	16.00
4	Buxar	100.0	100	100	2.13	6.00	12.77	20.00
5	Barauni (HFC)	100.0	100	100	0.00	14.86	21.22	24.32
6	Barauni (IOC)	98.8	100	100	4.88	10.00	25.60	35.00
7	Bihta (AFS)	100.0	100	NA	0.00	15.00	22.15	30.00
8	Chapra	100.0	100	100	18.37	21.27	29.16	31.90
9	Danapur Cantt (S1)	99.6	100	100	5.15	6.00	33.00	40.00
10	Danapur Cantt (S2)	99.3	100	95	5.40	6.00	34.00	40.00
11	Darbhanga No.1	100.0	100	100	12.00	10.00	30.00	30.00
12	Darbhanga No.2	100.0	100	100	0.00	5.00	44.07	50.00
13	Garhara	100.0	100	100	6.86	10.00	24.50	30.00
14	Gaya No.1	100.0	100	100	5.07	8.00	38.00	45.00
15	Gaya No.2	100.0	100	100	9.57	20.00	41.56	55.00
16	Hajipur	100.0	100	100	6.98	10.00	62.79	65.00
17	Jamalpur	100.0	100	100	4.41	10.00	38.97	45.00
18	Jawaharnagar	98.7	100	95	5.13	7.00	13.08	20.00
19	Jehanabad	100.0	100	100	1.00	3.00	12.00	14.00
20	Kahalgau	100.0	100	100	5.00	10.00	31.90	60.00
21	Katihar	100.0	100	100	3.62	7.50	35.50	36.00
22	Khagaria	100.0	100	100	1.27	10.00	50.63	50.00
23	Khagaul	98.8	100	100	2.35	6.00	29.00	40.00
24	Kishanganj	97.4	100	100	2.56	9.30	53.80	58.13
25	Lakhisarai	97.6	100	100	9.76	15.00	30.00	35.00
26	Mashrakh	100.0	100	100	8.82	15.00	76.47	85.00
27	Mokamaghat	100.0	100	100	4.88	10.00	32.90	40.00
28	Motihari	100.0	100	100	8.00	15.00	18.00	20.00
29	Muzaffarpur (S1)	100.0	100	100	9.57	12.00	15.95	20.00
30	Muzaffarpur (S2)	100.0	100	100	3.13	10.00	14.73	20.00
31	Nalanda	100.0	100	100	16.67	25.00	19.00	20.00
32	Patna Bailey Rd. (S1)	99.1	100	100	7.51	15.00	31.00	35.00
33	Patna Bailey Rd. (S2)	100.0	100	100	3.14	10.00	34.00	35.00
34	Patna K-bagh (S1)	100.0	100	100	11.86	15.00	33.47	40.00
35	Patna K-bagh (S2)	100.0	100	100	9.09	12.00	26.53	30.00
36	Purnea	100.0	100	100	17.14	18.00	37.14	38.00
37	Pusa, RAU	100.0	100	100	6.52	10.00	15.00	20.00
38	Saharsa	100.0	100	100	9.43	15.00	11.32	15.00
39	Samastipur	98.8	100	100	5.95	10.00	40.00	50.00
40	Sonepur	100.0	100	NA	2.56	10.00	28.21	50.00


 (N. Siva Rama Sarma)
 Deputy Commissioner (Offg.)

Name of the Region : RAIPUR

Class X

S. No.	Name of KV	Pass % age in 2012	Target pass % age of 2013	Expected pass % based on preboard test	%age of student with 10 CGPA in 2012	Target % age of student with 10 CGPA in 2013	%age of student with CGPA 2012	of (8-9)	Target %age if student with CGPA (8-9) in 2013
1	AMBIKAPUR	100	100	100	1.4	5	15.7		25
2	BHILAI	100%	100%	100%	4%	10%	21%		25%
3	BILASPUR	99.38%	100%		9.20%	12%	20.80%		23%
4	DANTEWADA (BELADILLA)	100%	100%	100%	NIL	10%	13.79%		20%
5	DUNGARGARH	100	100	100	3	7	63.3		76
6	DURG	100	100	-	3	8	147		160
7	JAGDALPUR	100%	100%	100%	2%	14%	25%		30%
8	JASHPUR	100%	100%	100%	4%	7%	27%		35%
9	MAHASAMUND	100%	100%	100%	NIL	4%	32%		35%
10	MANENDRAGARH	100%	100%	---	NIL	10%	21.62%		25%
11	RAIGARH	100	100	100	4.1	5.4	20.5		23.3
12	RAIPUR NO.1 (SHIFT - I)	100	100	100	2	5	28.6		40
13	RAIPUR NO.1 (SHIFT - II)	99.12	100	100	2.63	5	35.96		40
14	RAIPUR NO.2	98.90%	100%	100%	NIL	5%	30%		35%
15	DHAMTARI	N/A	100	N/A	N/A	45	N/A		55
16	KANKER	-	100%	100%	-	25%	-		75%
17	KHAIRAGARH, RAJNANDGAON DISTT	NA	NA	NA	NA	NA	NA		NA
18	CISE, BHILAI, DISTT. DURG	NA							
19	RAJNANDGAON, DISTT. RAJNANDGAON	NA							

20	KORBA NO-IV	100%	100%	100%	6.50%	10%	61%	50%
21	BACHELI (BIOP)	95.71	100	100	3	15	21	30
22	BAKUNTPUR (SECL)	94.74%	100%	-	4%	5%	14.47%	20%
23	CHIRIMIRI (SECL)	100	100	NA	1.36	3	38.35	42
24	JHAGRAKHAND (SECL)	100	100	100	1.3	9.5	26	30.5
25	KIRANDUL (BIOP)	100	100	100	5.70%	11.40%	51.40%	60%
26	KORBA NO-II (NTPC)	100	100	—	4.70%	7%	50.58	60%
27	KORBA NO-III (SECL)	100%	100%	100%	Nil	15%	18%	30%
28	KORAPUT (Odisha)	100	100	100	9.7	15	34.7	40
29	MALKANGIRI (Odisha)	N/A	100%	100%	N/A	14%	N/A	33%
30	NAVYRANGPUR (Orisha)	"In Current Academic Year 2012-13, we have first Batch of Class-X"	100%	100%	"In Current Academic Year 2012-13, we have first Batch of Class-X"	35%(10/28)	"In Current Academic Year 2012-13, we have first Batch of Class-X"	50%(14/28)
31	SHAHADOL	100	100	100	4	5	31	35
32	BALAGHAT	100	100	100	3.6	8	28	29
33	MALANKHAND, DISTT.BALAGHAT	NA						
34	SUNABEDA	100	100	N.A	NIL	5	47	35
35	NUAPADA, DISTT, NUAPADA	NA						
36	KHARIAR, DISTT. NUAPADA	NA						
37	BOLANGIR NO.1(OFF)	100.00	100.00	100.00	10.53	12.82	36.84	38.46
38	BOLANGIR NO.2	100%	100%	100%	11.11	15%	33.30%	40%
39	BHAWANI PATNA, DISTT. KALAHANDI	100	100	100	11.76	13.8	26.47	27.7
40	BARGARH	100	100	100	9.6	15	46.98	50
41	DHANPURI	98.68	100	100	7.8	10	27.6	31.25
42	JAMUNA COLLIERY	100	100	-	2.50%	5%	17.50%	20%

KENDRIYA VIDYALAYA SANGATHAN

RANCHI REGION

PREPARATION FOR QUALITY RESULTS 2013

Class-X

S. No	Name of KV	Pass %age in 2012	Target Pass %age of 2013	Expected pass %based on pre board test	%age of students with 10 CGPA in 2012	Target %age of student with 10 CGPA in 2013	%age of student with CGPA(8-9)2012	Target %age if student with CGPA(8-9) in 2013
1	Barkakana	100	100	100	1	5	11	15
2	Bokaro-1	100	100	100	5.4	6	24.6	25
3	Bokaro-3	100	100	100	5	3	11	7
4	Bokaro Thermal	100	100	100	4	20	24.5	50
5	Chakradharpur	98.46	100	100	10.76	17	32.81	40
6	Chandrapura	98.60	100	100	1.39	4.10	25	30
7	Dhanbad No.1 (Old D)	100	100	100	1.9	7	15.3	17
8	Dhanbad No.2	100	100	100	0	9.00	61.00	68.00
9	Gomoh	100	100	100	4	4	20	25
10	Hazaribagh	100	100	100	2	5	14	20
11	Maithon Dam	100	100	100	9.4	18.01	28.3	45.04
12	Meghahaturluru	97.37	100	100	2.63	6	18.90	20
13	Patratu	100	100	100	1	5	26.56	30
14	Ramgarh Cantt	100	100	100	2.2	6	20.2	25
15	Ranchi, CRPF	100	100	100	6	10	20	20
16	Ranchi Deepatoli	100	100	100	0.80	10	20	30
17	Ranchi HEC	100	100	100	9.09	12	35.06	38
18	Ranchi Hinoo(1s)	100	100	100	23	25	57.90	60
19	Ranchi Hinoo(2s)	100	100	100	8	15	54	65
20	Ranchi Namkum	100	100	100	2	3	20	23
21	Ranchi CCL	100	100	100	0	5	18	25
22	Singharshi	100	100	100	19.04	26	33.33	40
23	Surda	100	100	100	1.47	4.10	32	40
24	Tatanagar	98.2	100	100	0	14	54.4	70
25	Bondamunda	100	100	100	5.8	15	48	50
26	Jharsuguda	100	100	100	3	10	20	25
27	Rourkela	100	100	100	13.6	15	23	25
28	Sundergarh	100	100	100	10.8	15	43.24	50
29	Simdega	First Batch in 2013	100	100	NA	8	NA	12
30	Jamtara	First Batch in 2013	100	100	NA	30	NA	50
31	Latehar	First Batch in 2013	100	100	NA	25	NA	50
32	Madhupur	First Batch in 2013	100	100	NA	25	NA	50
33	Garhwa	First Batch in 2013	100	100	NA	45	NA	30
34	Godda	First Batch in 2013	100	100	NA	10	NA	25
35	Bhurkunda	First Batch in 2013	100	100	NA	20	NA	25
	RO Average	99.74	100	100	5.47	13.06	29	34.86

Deputy Commissioner

Silchar (Assam)

Target for class X

Sl. No	Name of the KV	Total Appear	Total Qualified	% Qualified	Target for 2013
1	LUNGLEI	9	9	100.00	Target fix for 2013 for All KVs is 100%
2	KAILASHAHAR	39	39	100.00	
3	PANCHGRAM	52	52	100.00	
4	KARIMGANJ	45	45	100.00	
5	ONGC AGARTAL	68	68	100.00	
6	AIZAWL	59	59	100.00	
7	KUMBHIRGRAM	40	40	100.00	
8	KUNJABAN	136	136	100.00	
9	BAGAFA	9	9	100.00	
10	SILCHAR	181	181	100.00	
11	DIPHU	40	40	100.00	
12	PANISAGAR	31	31	100.00	
13	LOKTAK	30	30	100.00	
14	LEIMAKHONG	30	30	100.00	
15	MASIMPUR	77	77	100.00	
16	LANGJING	72	72	100.00	
17	SRIKONA	35	35	100.00	
18	DHOLCHERA	39	39	100.00	
19	LAMPHELPAT	155	154	99.35	
20	TAMENGLONG	15	15	100.00	
21	CHURACHANDP	25	25	100.00	
22	HAFLONG	34	34	100.00	
23	LUMDING	80	80	100.00	

Sirsa

Class - X

SI No	Name of KV	Pass % age in 2012	Target Pass % age of 2013	Expected pass % based on Preboard test	% age of student with 10 CGPA in 2012	Target % age of student with 10 CGPA in 2013	% age of student with CGPA (8-9) 2012	Target % age if student with CGPA (8-9) in 2013
1	Abohar	100	100	100	3	7	41.2	50
2	Barnala	100%	100%	100%	11.4	20	32.9	40
3	Bathinda-1	96.77	100	100	3.2	5	18.2	20
4	Bathinda-3	100	100	100	3.13	8	43.75	45
5	Bathinda-4	100%	100%	---	2%	6%	55%	70%
6	Bathinda-5	100	100	100	1.28	5.9	26.9	35.8
7	KMS Wala, FZR	NA	NA	NA	NA	NA	NA	NA
8	Faridkot	100	100	100	1.16	2	25.58	30
9	Fazilka	NA	NA	NA	NA	NA	NA	NA
10	Ferozepur-1	98.63%	100%	100%	4%	5%	22%	30%
11	Ferozepur-2	100%	100%	97%	1.4	1	29.1	35
12	Halwara-1	100%	100%	100%	2%	5%	32%	40%
13	Halwara-2	100%	100%	100%	3	6	14	18
14	Jalalabad	100%	100%	100%	0%	12%	7%	25%
15	Suranussi (Jalandhar)	100	100	100	10.86	13	43.14	45
16	Jalandhar-1	100	100	100	13.17	13.82	28	30.3
17	Jalandhar-2	98.45	100	100	4	5	18.6	20
18	Jalandhar-3	99.17	100	100	2.5	5	8	12
19	Jalandhar-4	99.15	100	100	2	10	38	50
20	Nabha Cantt	100%	100%	100%	3%	8%	8%	10%
21	Ubhawal (Sangrur)	NA	NA	NA	NA	NA	NA	NA
22	Bhakli	NA	NA	NA	NA	NA	NA	NA
23	Harsinghpura	100	100	100	NIL	5	24	27
24	Hisar	100%	100%	100%	5	6	21.60%	30%
25	Jhajjar	96.22	100	N.A	4%	4.00%	13.72	8%
26	Karnal	100	100	100	1.4	5	8.8	20
27	Nahara	97%	100%	100%	Nil	10%	12%	25%
28	Paluwas	100	100	100	3.06	5	28.57	30
29	Panipat	100%	100%	Nil	Nil	5%	18.80%	20%
30	Raghunathpura	100%	100%	100%	Nil	2	03	7
31	Rewari	100%	100%	100%	4.50%	5.25%	18.91%	21%
32	Rohtak	100%	100%	100%	5	8	31.30%	35%
33	Sirsa-1	100	100	100	4	5	34	40
34	Sirsa-2	100	100	100	NIL	14.28	27.27	36.36
35	Anoopgarh	100	100	100	3	3	13	15
36	Lalgarh Jatan	100%	100%	100%	8%	13%	27%	30%
37	Raisingh Nagar	NA	NA	NA	NA	NA	NA	NA
38	Sriganganagar	100%	100%	100%	1.33%	10%	20%	35%
39	STPS, Suratgarh	100	100	N.A.	20.68	20	34.48	35
40	Suratgarh Cantt.	100	100	100	5.9	10	20.6	40
41	Suratgarh-1	100%	100%	100%	3	10	21	30
42	Suratgarh-2	100	100	100	3	2	4	5

Quality Result KVS RO Tinsukia (Class- X)

39

Sl. No.	Name of KV	Pass% age in 2012	Target pass% age of 2013	Expected pass% based on pre-board test	% age of student with 10 CGPA in 2012	Target % age of student with 10 CGPA in 2013	% age of student with CGPA (8 to 9) 2012	Target % age of student with CGPA (8 to 9) 2013
1.	RANGAPAHAR	100	100	100	0.0	18.5	21.2	22.2
2.	LOKRA	100	100	100	0.0	5.6	11.5	17.1
3.	RRL,JORHAT	100	100	100	12.5	20	20	25
4.	No.1,TEZPUR	100	100	100	4.76	10	40	45
5.	KIMIN	100	100	100	0.0	5	11.11	20
6.	TINSUKIA	97.62	100	100	0.0	02	11.9	22
7.	NAMRUP	100	100	100	15	20	41	50
8.	KHATKHATI	100	100	100	0.0	08	19	30
9.	No.2,TEZPUR	100	100	100	7.82	10	14.78	15
10.	NAZIRA	100	100	100	1.75	15	36.8	46.8
11.	CHABUA	100	100	100	05	07	09	10
12.	DIBRUGARH	100	100	100	5.12	25	23	50
13.	AFS,JORHAT	100	100	100	2.9	5	25	40
14.	No.2,ITANAGAR	100	100	100	9.5	15	20.7	30
15.	NERIST	100	100	100	16.66	30	50	65
16.	DULIAJAN	98.05	100	100	1	8	36	45
17.	DINJAN	98.3	100	100	05.00	10.00	30.50	40
18.	ONGC,JORHAT	100	100	100	7.7	10	25.6	40
19.	MISSAMARI	98.39	100	100	6.6	12.7	24.6	25.3
20.	DIMAPUR	98.86	100	100	2.3	5	4.5	10
21.	TEZU	100	100	100	8.3	14.7	22.2	24
22.	SIVASAGAR	97.2	100	100	5.5	15	26.4	45
23.	No.1,ITANAGAR	100	100	100	4.9	7.0	35	40
24.	DOOM DOOMA	100	100	100	4.34	14.5	43.48	57.14
25.	PASIGHAT	96.34	100	100	0.0	9.2	15.85	23.21
26.	TULI	100	100	100	0.0	10	25	25
27.	ZAKHAMA	100	100	100	11.11	25	44.44	25
28.	ALONG	100	100	100	2.78	5.26	19.44	36.84
29.	GERUKAMUKH	100	100	100	03	21	10	40
30.	BOKAJAN	100	100	100	0.0	13	35.48	50
31.	MOHANBARI	100	100	100	4.34	17.39	13.04	34.78
32.	GOLAGHAT	N/A	100	100	N/A	10	N/A	12
33.	KOHIMA	100	100	100	5.9	10	35.9	40
34.	NORTH LAKHIMPUR	100	100	100	10.9	15	34.37	35
35.	KHONSA	95.83	100	100	0.0	15.78	20.83	36.83
36.	MIAO	100	100	100	3.1	13.6	43.8	50
37.	LEKHAPANI	100	100	100	0.0	7.0	32.35	50
38.	ROING	100	100	100	6.7	8.8	16.7	17.6
	KVS TINSUKIA	99.48	100	100	4.63	12.54	25.99	34.48

KENDRIYA VIDYALAYA SANGATHAN - REGIONAL OFFICE VARANASI

KVS Hqs. Letter No. 110346-1/2011-KVS(HQ)/Acad January 23, 2013

Name of the Region : Varanasi

Class X

S. No	Name of KV	Pass % age in 2012	Target pass % age of 2013	Expected pass % based on preboard test	%age of student with 10 CGPA in 2012	Target % of age student with 10 CGPA in 2013	%age of student with CGPA (8-9) 2012	Target %age if student with CGPA (8-9) in 2013
1	KV Bamrauli Allahabad	100.0	100	100	11.6	12	50.7	52
2	KV Chheeki Allahabad	100.0	100	100	2.2	5	37.8	38
3	KV Manauri Allahabad	100.0	100	100	4	6	36.6	38
4	KV Naini, Allahabad	100.0	100	100	3.8	7	37.7	39
5	KV New Cantt. Allahabad	100.0	100	100	6.5	8	4.7	5
6	KV Old Cantt. Allahabad	100.0	100	100	4.3	6	41.6	43
7	KV IIIT Jhalwa Allahabad	100.0	100	100	1.9	4	44.2	45
8	KV IFFCO Phulpur Alld.	97.5	100	100	3.7	5	49.4	52
9	KV Balrampur, Gonda	100.0	100	100	7.5	9	50	52
10	KV Basti	100.0	100	100	3.7	6	61.7	63
11	KV Amrat Sultanpur	100.0	100	100	2.3	4	32	34
12	KV BHEL Jagdishpur	100.0	100	100	12.8	13	48.7	50
13	Azamgarh	98.68	100	100	1.3	3	28.9	30
14	Ballia	98.92	100	100	2.2	5	48.4	50
15	Bettiah	100.00	100	100	14.6	17	58.3	60
16	Chopan	100.00	100	100	4.8	6	38	40
17	Deoria	100.00	100	100	2.4	4	53.6	55
18	Ghazipur	100.00	100	100	0	4	42.5	44
19	Gopalganj	97.73	100	100	11.4	14	45.4	46
20	Gorakhpur No.1	100.00	100	100	8.6	10	40.4	43

21	Gorakhpur No.2	100.00	100	100	1.9	4	44.3	46
22	Mau	99.24	100	100	3.8	6	38.2	40
23	Mughalsarai	100.00	100	100	6.6	8	46.2	48
24	Rihandnagar	100.00	100	100	0	3	37.3	39
25	Shaktinagar	100.00	100	100	4.9	6	27.9	29
26	Siwan	100.00	100	100	0	4	68.9	69
27	Varanasi (BHU)	97.78	100	100	3	6	41.5	43
28	Varanasi (DLW)	100.00	100	100	12	15	39.3	42
29	Varanasi (GTC)	100.00	100	100	6	8	33.5	35
30	Varanasi No.4	100.00	100	100	4.6	6	39.5	42
	Overall RO	100.00	100	100	5.4	6.5	42.25	45.5

**Kendriya Vidyalaya Sangathan
Regional Office, Agra**

Class XII

S. No.	Name of KV	Pass %age in 2012	Target Pass %age in 2013	Expected pass % based on pre-board test	PI in 2012	Target PI in 2013	% age of student scoring 75% and above in 2012	Target % age of student scoring 75% and above in 2013	% age of students scoring 90% and above in 2012	Target % age of student scoring 90% and above in 2013
01	No. 1 AFS Agra Cantt	98.59	100	100	65.35	70	44.37	50	9.15	15
02	No. 2 Agra Cantt	97.94	98	90	58.14	65	36.08	40	2.06	4
03	No. 3 Agra Cantt	95.83	100	98	57.69	60	28.33	30	0.00	5
04	Aligarh	90.32	100	95	51.29	60	12.90	15	1.61	5
05	Anta	100	100	10	58.75	65	27.27	40	0.00	5
06	Babina Cantt	92.86	100	100	52.54	60	20.00	25	1.43	5
07	Baran	100	100	100	65.48	70	38.10	50	0.00	5
08	Bharatpur	88.54	98	95	54.58	58	16.67	25	0.00	5
09	Bhind	100	100	100	77.35	80	64.71	65	5.88	10
10	Bulandshahar	80.95	100	90	46.25	50	16.67	20	1.19	3
11	Gangapur City	88.24	100	100	50.74	60	11.76	25	5.88	10
12	No. 1 Gwalior	92.11	100	100	60.76	65	31.58	40	1.32	5
13	No. 2 Gwalior	92.86	100	100	61.89	65	35.71	40	4.29	5
14	No. 3 Gwalior	98.29	100	94	65.15	68	48.72	65	5.13	10
15	No. 4 Gwalior	97.40	100	100	57.76	60	24.68	25	0.00	10
16	No. 5 Gwalior	96.05	100	100	60.13	65	27.63	30	1.32	5
17	Hazratpur	79.17	100	90	47.50	60	12.50	25	0.00	5
18	Jhalawar	100	100	100	57.96	60	18.52	20	3.70	5
19	No. 1 Jhansi	95.29	100	100	58.50	65	23.53	30	0.00	7
20	No. 2 Jhansi	93.24	100	90	61.45	62	31.08	35	2.70	5
21	No. 3 Jhansi	100	100	92	66.61	70	47.95	50	4.11	5
22	No. 1 Kota	88.28	100	80	58.15	60.0	29.69	31	5.47	6
23	No. 2 Kota	96.36	100	100	63.55	65	36.36	40	0.00	5
24	Mathura Baad	96.92	100	80	58.04	60	29.23	35	1.54	4
25	Mathura Cantt	97.37	100	100	59.31	60	32.89	35	3.95	8
26	Mathura MRN	90.48	100	70	52.50	55	27.38	30	2.38	5
27	Morena	88.89	100	100	49.72	60	11.11	15	0.00	5
28	SawaiMadhopur	100	100	100	66.67	80	56.52	60	5.80	10
29	Talbehat	95.46	100	100	57.33	67	25.00	30	0.00	3
	Overall	93.82	98%	90	58.65	65	30.75	33%	2.64	5%

Name of Region - AHMEDABAD

CLASS - XII

S.N O	NAME OF KV	Pass % age in 2012	Target pass % age of 2013	Expected pass % based on pre- board test	PI in 2012	Target PI in 2013	% age of student scoring 75% and above in 2012	Target % age of student scoring 75% and above in 2013	% age of students scoring 90% and above in 2012	Target % age of student scoring 90% and above in 2013
1	SAC Ahmedabad	97.7	100.0	95.0	71.34	75.00	42	50	0.3	15.0
2	Ahmedabad Cantt.	95.9	100.0	98.0	54.01	60.00	15	25	2.0	10.0
3	No.1 SHAIBAUGH	84.1	98.0	95.0	55.63	60.00	29	35	5.0	10.0
4	ONGC Chandkheda	94.6	100.0	100.0	69.93	70.00	51	52	8.0	25.0
5	Sabarnati	93.5	100.0	94.2	54.19	56.00	26	35	2.2	10.0
6	ONGC Ankleshwar	87.5	98.0	98.0	60.99	70.00	31	40	3	10.0
7	No.1 Baroda	86.4	100.0	95.0	59.07	65.00	32	45	3	10.0
8	EME Baroda	92.9	94.0	90.0	55.50	60.00	26	40	2	10.0
9	AFS Baroda	96.4	100.0	80.0	62.19	65.00	37	42	6.6	9.0
10	ONGC Baroda	96.0	100.0	100.0	61.85	65.00	38	40	10.0	15.0
11	Bhavnagar Para	61.5	100.0	100.0	36.54	70.00	10	50	0.0	10.0
12	No.1 AFS Bhuj	96.8	100.0	100.0	55.21	58.14	18	30	5.0	10.0
13	No.2 Bhuj Cantt	100.0	100.0	95.0	67.05	70.00	42	50	0.0	10.0
14	BSF Dantiwada	54.5	100.0	100.0	35.96	70.00	0	50	0.0	10.0
15	Dhrangadhra	94.0	100.0	100.0	61.20	65.00	26	30	0.0	0.0
16	IFFCO G'dham	100.0	100.0	100.0	68.1	70.00	40	30	4.0	10.0
17	Rly.G'dham	87.5	100.0	95.0	47.00	60.00	19	50	0.0	10.0
18	Ga'nagar CRPF	**	100.0	100.0	**	60.00	**	40	**	7.0
19	G'gar Cantt	91.7	96.9	80.0	53.69	55.00	24	30	3.5	10.0
20	Sec.30 G'nagar	90.4	100.0	100.0	62.19	72.50	41	50	7.0	20.0
21	Himatnagar	46.5	85.0	80.0	43.00	60.00	23	30	0.0	5.0
22	No.1 J'nagar	91.9	94.0	90.0	60.84	62.00	20	22	4.7	5.0
23	INF Jammgar	89.4	100.0	90.0	44.95	60.00	4	20	0.0	10.0
24	SU.Jammgar	84.6	100.0	100.0	55.19	60.00	19	30	0.0	17.6
25	Samana J'gar	100.0	100.0	100.0	66.67	70.00	67	75	0.0	20.0
26	INS Valsura	82.4	100.0	90.0	44.56	49.56	0	30	0.0	10.0
27	ONGC Mehsana	94.0	100.0	98.0	55.45	60.00	32	40	4.0	10.0
28	AFS Naliya	87.7	100.0	100.0	55.31	60.00	17	30	0.0	10.0
29	Okha Port	100.0	100.0	70.0	67.19	70.00	25	25	0.0	10.0
30	Porbandar	88.9	100.0	100.0	76.11	80.00	56	60	33.3	40.0
31	Rajkot	95.7	96.0	92.0	60.7	61.00	30	32	11.6	12.0
32	No.1 Surat	95.4	98.0	98.0	61.39	66.00	30	32	3.7	10.0
33	KRIBHCO Surat	93.9	100.0	100.0	73.41	80.00	39	45	29.0	40.0
34	ONGC Surat	85.1	100.0	96.0	53.56	65.00	34	45	6.4	15.0
35	V V Nagar	92.3	97.0	84.1	63.85	65.00	39	45	7.7	10.0
36	Viramgam	**	100.0	100.0	**	90.00	**	40	**	20.0
37	Wadsar AFS	100.0	100.0	100.0	70.78	75.00	48	60	7.0	15.0
38	Silvassa	97.6	100.0	100.0	63.40	65.00	37	40	0.0	10.0

** 1st Batch is appearing in 2013

KVS RO Ahmed. 91.93 96.0

(Handwritten signature)

PREPERATION FOR QUALITY RESULTS - CLASS XII

Name of the region : Bangalore Region

S.No.	Name of KV	Pass %age in 2012	Target Pass %age in 2013	Expected pass % based on pre-board test	PI in 2012	Target PI in 2013	% age of student scoring 75% and above in 2012	Target age student scoring 75% and above in 2013	% of students scoring 90% and above in 2012	Target % of students scoring 90% and above in 2013
1	MEG & Centre	92.4	100	100	64.4	70	30	35	2.68	4
2	Tumkur	100	100	100	57.5	70	30	35	0	15
3	No.2, Jalahalli	89.1	100	100	62.1	72	28	30	10	14
4	ASC Centre	92.5	100	100	69.42	73	83	93	11	20
5	Ponda,Goa	85	100	100	54	65	25	35	5	15
6	Karwar	100	100	100	75	77	60	65	7	17
7	Jalahalli No.1	92.95	100	100	65.7	75	85	90	12	15
8	Hassan	100	100	100	78	80	100	100	0	50
9	Malleswaram	98.2	100	100	80.18	82	67	73	23	28
10	Donimalai	100	100	100	67	67	44	45	6	10
11	Dharward	100	100	100	65.58	75	37	47	0	5
12	AFS Bidar	92.2	100	100	60.39	70	32	40	6.5	10
13	Mangalore No.1	98.24	100	100	73.11	82	32	40	10	20
14	No.2, Belgaum	97.3	100	100	64.32	69	31.53	41	0.9	3
15	No.2, Vasco	98.2	100	100	67.06	75	35.8	45	5.36	20
16	Hospet	100	100	100	75.45	80	45.5	80	9	40
17	MG Railway	88.3	100	100	63.09	70	46.6	48	6.6	11
18	Hebbal	100	100	100	78.23	79	70.70	71	17.70	18
19	Bijapur	100	100	100	62	65	30	40	5	33
20	Mysore	98.5	100	100	83.5	85	85	90	30	40
21	NAL Campus	98.6	100	100	73.4	75	37.5	42	18.1	23
22	DRDO	98.4	100	100	72.9	75	41.6	45	15.2	20
23	Bellary	100	100	100	75	80	67	68	15	16
24	AFS Yelahanka	95.2	100	100	73.05	75	43	45	11.6	13
25	CRPF Yelahanka	97.14	100	100	61.88	70	21	25	7	10
26	AFS Samba	95.12	100	100	66.7	70	32	36	8	10
27	Raichur	100	100	100	64.38	70	31.25	38	6.25	25
28	KV IISc	93.8	100	100	72.5	75	55	60	19	20
29	RWF Yelahanka	100	100	100	67.46	72	33.9	38	6.8	10
30	BEML Nagar	100	100	100	59	62	33	36	0	9
31	No.1, Vasco	99.07	100	100	73.24	76	51	55	12	15
32	No.1, Hubli	88.24	100	100	58.68	60	4	5	1	3
33	Bambolim Camp	100	100	100	70.3	75	50	60	11.11	15
34	INS Mandovi	100	100	100	69.8	75	52	100	0	20

Kendriya Vidyalaya Sangathan, Regional Office, Bhopal
Target set for the year 2013

Class - XII										
S. No.	Name of KV	Pass % in 2012	Target pass % of 2013	Expected pass % based on pre board test	PI in 2012	Target PI in 2013	% age of students scoring 75% & above in 2012	Target % age of students scoring 75% & above in 2013	% age of students scoring 90% & above in 2012	Target % age of students scoring 90% & above in 2013
1	Amla	90.14	100	100	63.42	65	33.8	35	1.4	5
2	Bairagarh	93.68	98	85	57.79	60	21.77	30	3.15	5
3	Barwaha	80.77	100	100	56.06	60	26.9	30	3.8	5
4	Bhopal No. 1	95.7	100	98	58.2	65	26.8	35	4.2	6.5
5	Bhopal No. 2	97.9	100	100	68.46	70	36	40	6.25	8
6	Bhopal No. 3 (I Shift)	97.5	100	100	64.36	70	21	30	2	5
7	Bhopal No. 3 (II Shift)	NIL	100	NIL	NIL	64	NIL	5	NIL	1
8	Bina	89	100	90	55.7	60	12	5	4.4	6
9	Dewas	91.9	100	100	56.17	60	17	25	1	5
10	Dhar	97.3	100	100	54.4	60	20	22	2.6	4
11	Guna	92.18	100	100	56.89	65	12	20	1	5
12	Hoshangabad	93.9	100	90	59.7	65	34	40	---	5
13	Indore No. 1	84.74	100	100	55.25	70	23	40	1.6	5
14	Indore No. 2	91.17	100	100	66.3	70	38	40	1.4	3
15	Itarsi No. 1	97.2	100	100	53.2	60	18	25	2.7	10
16	Itarsi No. 2	98.08	100	100	62.8	65	34.6	36	4	5
17	Jhabua	95.74	100	100	58.24	63.24	23.4	28.4	0	7
18	Karera	100	100	100	69	80	58	80	NIL	20
19	Khandwa	85.1	100	100	54.37	60	21.8	25	5.7	7
20	Khargone	87.87	100	100	62.27	70	15	25	2	5
21	Mandsaur	93.55	100	95	59.68	63	24.14	27	0	10
22	Mhow	97.87	100	98	62.45	65	28.7	33	3.1	5
23	Mungaoli	66.6	100	100	44	60	10	40	0	10
24	Narmadanagar	100	100	75	64.6	65	36	36	0	14
25	Neemuch	90.22	100	100	59.14	62	20.65	22	3.2	5
26	Nepanagar	75	95	90	54	58	16.6	20	8.3	9.5
27	Pachmarhi	95.24	100	100	55.12	60	Nil	9	Nil	3
28	Rajgarh	100	100	100	76	80	45	45	3	5
29	Ratlam	96.97	100	90	66.36	70	33.35	40	1.5	10
30	Sarni	93.24	100	100	59.29	65	25	40	2.7	10
31	Sehore	96.875	100	100	68.2	73	38	42	6	10
32	Seoni Malwa	72.73	94.29	94.29	45.91	55	24.24	33.33	8.33	11.11
33	Shajapur	97.2	100	85.2	61.62	65	43.2	50	0	2
34	Shivpuri	100	100	95	69.65	70	90	23	02	05
35	Ujjain	95.8	100	97.7	66.7	70	47.46	52.8	5.26	10.03
36	Vidisha	90.40%	100	100%	68.21	73	42.86%	48%	0%	10%

TARGET FOR RESULTS OF CLASS XII

Sl. No.	Name of KV	Class XII								
		Pass %age in 2012	Target pass %age of 2013	Expected pass % based on preboard test	P.I. in 2012	Target P.I. In 2013	%ge of student scoring 75% and above in 2012	Target %age of student scoring 75% and above in 2013	%age of students scoring 90% and above in 2012	Target %age of students scoring 90% and above in 2013
1	Angul	96.2	100.0	100.0	61.35	63.35	11.54	16.54	11.54	13.54
2	Balasore	96.3	100.0	97.0	59.26	61.26	23.15	28.15	4.63	6.63
3	Baripada	81.0	96.0	95.0	51.37	53.37	21.43	26.43	0.00	5.00
4	Berhampur	91.4	96.4	95.0	62.37	64.37	31.18	36.18	2.15	5.00
5	BBSR No.1 (S1)	89.0	96.0	95.0	63.19	65.19	30.82	35.82	8.90	10.90
6	BBSR No.1 (S2)	92.5	97.5	97.0	62.24	64.24	29.89	34.89	6.32	8.32
7	BBSR No.2	100.0	100.0	95.0	72.43	74.43	42.66	47.66	11.89	13.89
8	BBSR No.3	96.3	100.0	95.0	62.17	64.17	30.49	35.49	7.32	9.32
9	Charbatia, ARC	86.0	96.0	96.0	54.20	56.20	26.00	31.00	4.00	6.00
10	Chilka, INS	94.7	99.7	95.0	53.29	55.29	15.79	20.79	0.00	5.00
11	Cuttack	100.0	100.0	100.0	70.42	72.42	48.31	53.31	11.24	13.24
12	Dhenkanal	94.4	99.4	100.0	62.78	64.78	38.89	43.89	2.78	5.00
13	Gopalpur Mil. Stn.	83.0	96.0	93.0	54.91	56.91	18.87	23.87	1.89	5.00
14	Kaniha, NTPC	100.0	100.0	100.0	59.17	61.17	33.33	38.33	0.00	5.00
15	Keonjhar	84.2	96.0	100.0	51.84	55.00	26.32	31.32	0.00	5.00
16	Khurda Road	90.9	96.0	92.0	66.78	68.78	34.85	39.85	9.09	11.09
17	Paradip Port	69.2	96.0	90.0	48.01	55.00	10.26	15.26	10.26	12.26
18	Puri	79.1	96.0	95.0	47.99	55.00	17.91	22.91	2.99	5.00
19	Sambalpur	92.2	97.2	100.0	67.35	69.35	36.21	41.21	9.48	11.48
20	NAD, Vizag	100.0	100.0	95.0	54.90	56.90	29.41	34.41	0.00	5.00
21	No. 1, SVN	94.0	99.0	100.0	56.90	58.90	16.00	21.00	8.00	10.00
22	No. 2, SVN	100.0	100.0	100.0	71.50	73.50	51.28	56.28	5.13	7.13
23	No. 1, NSB	97.6	100.0	100.0	65.65	67.65	43.53	48.53	1.18	5.00
24	No. 2, NSB	96.8	100.0	90.0	67.07	69.07	31.58	36.58	8.42	10.42
25	Malkapuram	100.0	100.0	100.0	72.42	74.42	26.98	31.98	0.00	5.00
26	Steel Plant, Vizag	95.7	100.0	100.0	56.00	58.00	34.78	39.78	0.00	5.00
27	Waltair	88.9	96.0	90.0	47.36	55.00	22.22	27.22	0.00	5.00
28	INS, Kalinga	100.0	100.0	100.0	57.69	59.69	30.77	35.77	0.00	5.00
29	Srikakulam	100.0	100.0	95.0	43.27	55.00	0.00	5.00	0.00	5.00

2
30/01

Name of the Region: - Chandigarh

Solan (HP)

Class XII

S.No.	Name of KV	Pass %age in 2012	Target Pass %age if 2013	Expected pass % based on pre-board test	PI in 2012	Target PI in 2013	% age of student scoring 75% and above in 2012	Target % age of student scoring 75% and above in 2013	% age of students scoring 90% and above in 2012	Target % age of student scoring 90% and above in 2013
1.	KV AFS Kasauli	100%	100%	76.92%	50.25	56	Nil	40%	Nil	7.7%

Annual Examination Target set by CHANDIGARH REGION for 2013 of Class X & Class XII

		Class XII									
S.No.	Name of KV	Pass %age in 2012	Target Pass %age in 2013	Expected pass % based on pre-board test	PI in 2012	Target PI in 2013	% age of student scoring 75% and above in 2012	Target % age of student scoring 75% and above in 2013	% age of students scoring 90% and above in 2012	Target % age of student scoring 90% and above in 2013	
1	Baddowal	96.3	100	100	54.6	60	14.8	25	-	10	
2	Dappar	100	100	100	63.39	65	13	20	-	10	
3	No.1 Hussainpur	95.2	100	95	59.6	60	29.5	30-32	1.9	2	
4	Kapurthala	90.61	100	95	55.55	60	25	40	3.5	10	
5	Mullanpur	100	100	100	49.69	55	12.5	12.5	-	12.5	
6	No.1,Patiala	100	100	100	61.57	62	31.4	35	1.1	2	
7	No.2,Patiala	97.4	100	100	60.12	65	32	40	1	3	
8	No.3,Patiala	96.22	100	83.9	53.33	65	32	40	-	10	
9	Zirakpur	100	100	90	62.75	65	39	45	3.3	6.8	
10	Highgrounds	98.7	100	100	62.5	70	23.68	40	6.57	15	
11	No.1 Adampur	97.9	100	100	58.4	64	28.4	34	2.1	7	
12	NO.2 Adampur	93.9	100	100	54.2	60	9	15	0	3.7	
13	No.1,Ambala	98.5	100	100	57.1	60	30	35	2.1	5	
14	No.2,Ambala	93	100	100	63.3	69	31	35	2.3	5	
15	No.3,Ambala	95.4	100	90	52.2	60	20	25	1.5	4	
16	No.4, Ambala	97.3	100	90	54.32	60	17.56	20	1.35	3	
17	ITBP, Bhanu	92.3	100	95	45.7	50	23	30	-	8	
18	No.1,	100	100	100	54.89	60	8.69	52.63	-	10.53	
19	No.2	100	100	100	64.96	70	36.5	45	-	10	
20	Pinjore,CRPF	66.6	100	100	50.3	60	6	15	-	5	
21	Hamirpur	91.1	100	95	56	60	25	40	2.2	10	
22	Jutoth Cantt	75	100	95	47.56	55	12.2	18.86	-	5	
23	Kasauli	100	100	76.9	50.25	56	-	40	-	7.7	
24	Mandi	100	100	100	56.6	60	8	10	-	3	
25	Naleti	95	100	100	57.95	60	20	30	-	5	
26	Palampur	93.8	100	100	65.5	70	27	30	5	10	
27	Reckongpeo	66	70	100	66	70	40	50	3	5	

KENDRIYA VIDYALAYA SANGATHAN, CHENNAI REGION
TARGET RESULTS FOR THE CBSE EXAMINATION, MARCH 2013

Class XII										
S.No.	Name of KV	Pass %age in 2012	Target Pass %age of 2013	Expected pass-% based on pre-board test	PI in 2012	Target PI in 2013	% age of student scoring 75% and above in 2012	Target % age of student scoring 75% and above in 2013	% age of student scoring 90% and above in 2012	Target % age of student scoring 90% and above in 2013
1	2	3	4	5	6	7	8	9	10	11
1	HVF Avadi	96.36	100	100	68.3	80	13	25	5	15
2	AFS Avadi	99.2	100	100	66.9	73	29	30	9	10
3	Gill Nagar	100	100	100	81.0	82	63	64	17	17
4	No.1 Tamburam	97.1	100	100	73.2	75	54	55	13	16
5	IIT Chennai	100	100	100	76.5	77	57	57	20	22
6	No.1 Kalpakkam	96	100	100	68.0	70	60	70	20	20
7	No.1 Pondicherry	98.2	100	100	75.9	78	59	70	7	8
8	Coimbatore	97.8	100	100	76.3	78	37	38	18	19
9	No.1 Trichy	95.4	100	100	70.6	75	48	50	11	15
10	Madurai No.1	97.4	100	100	74.4	75	58	60	14	15
11	Ashok Nagar	81	100	100	66.5	69	84	85	19	21
12	AFS Sulur	96.9	100	100	71.5	72	42	50	15	15
13	Island Ground	95.5	100	100	70.0	70	42	45	2	5
14	Ootacamund	N/A	100	100	N/A	65	N/A	33	N/A	15
15	Aruvankadu	100	100	100	82.5	84	88	60	13	15
16	No.2 Tambaram	100	100	100	73.2	74	63	70	11	15
17	Minambakkam	96.3	100	100	68.1	70	38	40	73	10
18	CLRI Chennai	98.5	100	100	77.2	80	69	70	21	22
19	Karaikudi	95.2	100	100	74.6	76	67	32	0	20
20	DGQA Complex	92.5	100	100	68.5	76	48	50	3	5
21	Anna Nagar	98.6	100	100	68.6	70	25	30	7	10
22	Wellington	100	100	100	68.9	73	54	30	15	10
23	CRPF Avadi	85.9	100	100	61.8	68	31	28	5	8
24	No.2 Kalpakkam	75	100	100	61.3	70	50	50	25	40
25	OCF Avadi	83.3	100	100	72.5	75	50	35	0	10
26	Arakkanam	95.9	100	100	71.4	75	51	60	0	15
27	No.2 Trichy	88.2	100	100	66.2	80	35	40	0	20
28	No.2 Pondicherry	100	100	100	66.0	66	11	3	0	1
29	Thakkolam	100	100	100	70.0	72	60	63	10	13
30	Mandapam	100	100	100	81.3	35	31	5	1	1
31	Vijayanrayanam	100	100	100	81.1	75	77	43	11	11
32	No.2 Madurai	N/A	100	100	N/A	70	N/A	70	0	10
34	AFS Thanjavur	100	100	100	69.8	72	40	46	7	13
34	Dindugal	NA	100	100	NA	60	NA	0	0	10
	OVERALL		100	100	73	75	46	50	14	15


DEPUTY COMMISSIONER

PREPARATION OF QUALITY RESULT FOR ACHIEVING TARGET 2012-13

S.No.	Name of KV	Pass %age in 2012	Target Pass %age in 2013	Expected pass % based on pre-board Exams	PI in 2012	Target PI in 2013	% age of student scoring 75% and above in 2012	Target % of age student scoring 75% and above in 2013	% age of students scoring 90% and above in 2012	Target % of age student scoring 90% and above in 2013
1	ALMORA	97.22	100%	95%	47.7	60	22.22	35%	NIL	12%
2	AUGUSTYAMUNI	N/A	100%	90%	N/A	75%	N/A	15	N/A	10
3	BAGESHWAR	NA	BELOW X							
4	BANBASA CANTT	100	100	100	54.9	60	28	30	2	4
5	BANBASA NHPC	97.8	100	84	58.57	60	33	35	2.38	3
6	BHIMTAL	100%	100%	100%	62.12%	65%	7.69%	15%	nil	15%
7	BIRPUR	98.31%	100%	100%	55.45	65.45	27.12%	40%	NIL	30%
8	DEHRADUN FRI	97	100	90	64.7	65	45	50	3	5
9	DEHRADUNHBK NO 1	95.87%	100%	95%	60.58%	75.00%	12.39%	15%	0.83%	3.00%
10	DEHRADUN HBK NO 2	98.39	100	100	62.5	65	54.5		3.1	4
11	DEHRADUN IIP (1st SHIFT)	92.16%	100%	90%	50.98	57	21.57%	30%	1.96%	5%
12	DEHRADUN IIP (IInd SHIFT)	100%	NA	NA	50.98	NA	4.39%	NA	NIL	NA
13	DEHRADUN IMA	100	100	100	66.02	70	14	20	2.23	5
14	DEHRADUN ITBP	97.25%	100%	85%	59.2	60	18.69%	20.16%	0.00%	3.22%
15	DEHRADUN OFD	100	100	100	62.61	65	27.5	40	2.11	5
16	DEHRADUN OLF	99.04%	100%	90%	59	61	42	45	4	5
17	DEHRADUN ONGC	100	100	99	74.07	63.33	38.86	39.89	5.14	10.11
18	DEHRADUN UPPER CAMP	100%	100%	100%	84%	85%	33.30%	40%	3.30%	10%
19	DHARCHULA NHPC	88%	100%	100%	52.70%	70	15.6	35%	0	10
20	GAUCHAR ITBP	96.90%	100%	100%	64.69%	70%	36%	14.80%	6%	7.40%
21	GOPESHWAR	N/A	BELOW X							
22	GWALDOM	100	100	100	64.21	65	47.36	35.29	5.2	5.8
23	HALDWANI (1st SHIFT)	96.2	100%	100%	55.7	58	19	23	1	4
24	HALDWANI (IInd SHIFT)	96.70%	100%	98%	58	63	36.10%	40%	3.30%	5%
25	HARDWDAR BHEL	98.16	100	90	53.92	60	33.02	40	1.8	3
26	JOSHIMATH	100	100	100	53.29	65	31.8	38.5	Nil	9.1
27	KASHIPUR	100	100	90	61.74	63	33	35	4	6
28	KAUSANI	N.A.	100%	100%	N.A.	60	N.A.	17%	N.A.	3%
29	LANSLOWNE	98.16	100	90	53.92	60	33.02	40	1.8	3
30	LOHAGHAT	N/A	UPTO X	0	0	0	0	0	0	0
31	MERTHI ITBP	100	100	100	69.90%	70%	71.42%	72%	9.52%	18.80%
32	MORADABAD	96.80%	100%	100%	60.55	65	20%	25%	4%	5%
33	MUKTESHWAR IVRI	100	100	100	72	75	0	1	0	0
34	MUSSORIE	100	100	100	49.07	55	10	15	3	10
35	MUZAFFARNAGAR	98.61	100	95	66.39	70	31.9	40	2.8	5
36	NEW TEHRI TOWN	93.33	100	100	59.03	56	11	13	0	2
37	PAURI GARHWAL	97.56	100	100	63.29	70	19.5	25	4.8	8
38	PITHORAGARH	93	100	95	53.74	65	8.09	25	0	10
39	RAIWALA	99.2	100	99	63.1	65	17	20	0	3
40	RAJGARI	N/A	BELOW X							
41	RANIKHET	86.67%	100%	95%	53.48	57	17.33	25%	2.66%	5%
42	RISHIKESH	96.77%	100%	90%	70.65	75	35.48%	40%	3.22	5.55%
43	ROORKEE NO 1	96.45	100	95	58.32	60	22	30	2	5
44	ROORKEE NO 2	97.6	100	90	63.58	65	31.32	33	2.4	3
45	SARSAWA AFS	98.15	100	90	70.32	72	44.4	47.36	3.9	3.01
46	SAURKHAND	N/A	BELOW X		0	0	0	0	0	0
47	SRINAGAR SSB	65.79	80	75	43.3	45	36.84	17.7	NIL	6.6
48	UTTARKASHI	97.67	100	95	57.89	60	23.25	35	2.32	3
	REGION	94.13	96	96	58.03	60	15.45	20	1.26	3

Delhi

Class XII

Sl. No.	Name of the KV	Pass %age in 2012	Target Pass %age if 2013	Expected pass % based on pre-board test	PI in 2012	Target PI in 2013	% age of student scoring 75% and above in 2012	Target % age of student scoring 75% and above in 2013	% age of students scoring 90% and above in 2012	Target % age of student scoring 90% and
1	AGCR Colony (I)	98.58	100	100	62.77	65	16	20	2.36	3.57
2	AGCR Colony (II)	84.13	100	100	41.5	58	15.49	28.16		2.81
3	Andrews Ganj (I)	85.9	100%	95%	53.6	60	20%	22%	2%	5%
4	Andrews Ganj (II)	90.1	100%	95%	49.86	60	21%	23%	1%	5%
5	Arjan Garh	94.57	97	97	58.72	59	19	20	2	3
6	Babu Garh	96%	100%	100%	60.45	65	12%	15%	1	5
7	Badarpur, NTPC	90.4	93	93	48.41	50	16.34	18	0.96	1.5
8	Bawana AFS	98.1	98	80	58.64	60	18	20	2	3
9	Chhawla, BSF	98.2	100	98	58.4	60	24	25	1	3
10	Dadri, NTPC	97.8	100	100	65.92	70	11	18	1	3
11	Delhi Cantt. - 1 (I)	94.00	100	98	59.08	70	19.4	30	1.4%	10%
12	Delhi Cantt. - 1 (II)	100	100	100	70.4	75	22.7%	30%	5.9%	15%
13	Delhi Cantt. - 2 (I)	97.7	100	98	68.77	71	37.16	39	5.36	7
14	Delhi Cantt. - 2 (II)	95.6	98	96	64.81	70	33.21	40	2.9	5
15	Delhi Cantt. - 3 (I)	96.20%	100%	100%	55.8	65	27.96%	40%	2.36%	5%
16	Delhi Cantt. - 3 (II)	99.10%	100%	100%	58.3	65	35.6%	40%*	4.3%	6%
17	Delhi Cantt. - 4	97	100	100	58.68	53	18%	22%	1.50%	2%
18	Dwarka, Sector-5 (I)	N/A	100	100	n/a	60	n/a	20	n/a	10
19	Dwarka, Sect. -	N/A								
20	Dwarka, SPG	N/A								
21	Dwarka, Sector-12	N/A								
22	Faridabad - 1	87.5	100	90	62.47	65	28.6	30	5.35	6
23	Faridabad - 2	98.95	100%	100%	67.65	70	42.7%	45%	6.3%	10%
24	Faridabad - 3	N/A								
25	Ghaziabad (I)	92.4	94	90	62.25	63	33	35	3	4
26	Ghaziabad (II)	97.3	98	98	64.36	65	33.1	34	6.5	7

56	Pragati Vihar (I)	96.1	98	98	58.1	60	28	31	5	7
57	Pragati Vihar (II)	N/A								
58	Pushpa Vihar (I)	93.59	100	96	48.91	65	13.46	30	0.006	5
59	Pushpa Vihar (II)	95.23	100	96	55.7	63	20	30	105	5
60	RK Puram Sector -2	85.35	100	95	53.05	60	40	50	2	15
61	RK Puram, Sector-2	N/A								
62	RK Puram, Sector-4	100	100	100	70.38	72	32.09	35	NIL	2
63	RK Puram, Sector-8	91.8	100	100	61.57	65	64	70	10	15
64	RK Puram, Sector-8	93.1	100	100	57.43	60	26	30	4	6
65	Rajokh, AFS	100	100	100	64.61	68	35.75	45	0	2
66	Rangpuri	94.90%	100%	100%	57.56%	62%	30.90%	35%	5.04%	7%
67	Rohini, Sector-3	98.4	100	100	71.73	75	40.62	50	4.68	5.5
68	Rohini, Sector-3B (I)	99.17%	100%	100%	64.63%	68.50%	33.90%	45%	4.13	10%
69	Rohini, Sector-3B (II)	100%	100%	100%	54.85%	65%	17.65%	20%	NIL	10%
70	Rohini, Sector-122	90	100	100	57.25	70	8.3	20	3.3	7
71	Rohini, Sector-25	N/A								
72	Sainik Vihar (I)	98.57	100	83.08	58.68	59	18.27	19	2.03	2.5
73	Sainik Vihar (II)	N/A								
74	Shalimar Bagh (I)	97.10%	100%	98%	62.55%	65	30.71	35	5.71	7
75	Shalimar Bagh (II)	N/A								
76	Tagore Garden	97.90%	100%	95%	71.08	72	41.7	50%	4.20%	5%
77	Tuglakabad (I)	94.9%	100%	95%	70.0	70.0	20.1%	25.0%	4.2%	6.0%
78	Tuglakabad (II)	97.54%	100%	100%	66.82	70	27.04	30.0%	NIL	2.0%
79	Vasant Kunj (I)	N/A								
80	Vikas Puri (I)	96.45	98	96	50.36	60	24	25	3.3	3.5
81	Vikas Puri (II)	99	99	97	51.26	60	23	24	1.9	2
82	Shankarbasti (I)	N/A								
83	Meerut PL	99.9%	100	100	64.83	65	17.2%	20%	Nil	05
84	Meerut SL	91.60%	100%	95%	56.1	61	10.10%	25%	0.84%	5%
85	Meerut DL	92.3	95	84	60.75	65	17	20	0.85	2
86	AFS Chandinagar	100%	100%	100%	70%	80%	14.20%	30%	0%	20%

KENDRIYA VIDYALAYA SANGATHAN

Name of the Region-ERNAKULAM

CLASS XII

SL. No.	Name of KV	Pass %age in 2012	Target Pass %age if 2013	Expected pass % based on pre-board test	PI in 2012	Target PI in 2013	% age of student scoring 75% and above in 2012	Target % age of student scoring 75% and above in 2013	% age of students scoring 90% and above in 2012	Target % age of student scoring 90% and above in 2013
1	Adoor Shift I	97.6	100	100	74.06	75	33	37	18.18	20
2	Adoor Shift II	98.6	100	100	74.97	78	47	50	10.81	15
3	AFS Akkulam	100	100	100	71.95	78.5	47	50	22.7	25
4	Ernakulam	98.8	100	100	73.3	78.5	56	60	14.5	20
5	Idukki	NA	100	100	NA	N/A	NA	27	NA	30
6	INS Dronacharya	100	100	100	74.77	76	59	60	20	20.5
7	Kalpetta	100	100	100	82.95	83	78.7	80	15.1	16
8	Kannur	99.34	100	100	70.39	79	37	41.4	7.9	13.8
9	Keltron Nagar	100	100	100	73.5	80	52	60	9.5	15
10	Pangode	97.4	100	100	69.81	78.5	32.5	50	13	20
11	NAD, Aluva	100	100	100	70.49	80	45	51.1	8.5	14.7
12	No.1 Calicut	99.2	100	100	74.76	78.5	48.4	50	18	20
13	Malappuram	100	100	100	80.45	86	50.7	60	18.3	28
14	No.1, Kasaragod	100	100	100	78.4	8	65	68	12	40
15	No. 1 Kochi	99.22	100	100	73.59	75	55	60	13	20
16	No.1 Palakkad	99.19	100	100	76.79	78.5	63.4	60	16.2	18
17	No. 2 Calicut	100	100	100	78.1	80.0	65.9	67	23.3	25
18	No. 2 Kochi	95.2	100	98	67.81	78.5	38	50	6.8	20
19	No. 2 Kasaragod	100	100	100	81.62	82	76	78	23	15
20	Kanjikode	100	100	100	78.7	80	48	50	21	30
21	NTPC Kayamkulam	97.29	100	100	69.12	78.5	46	50	19	20
22	Ottapalam	100	100	100	74.73	78	57	62	8.18	12
23	Pallippuram	93.58	100	95	60.07	70	24	35	6	10
24	Pattom Shift - I	96.2	100	100	71.83	79	52	56	19	24
25	Pattom Shift - II	99.2	100	100	76.8	79	69	75	19	24
26	Payyannur	100	100	100	78.08	79	42	45	20.7	25
27	Port Trust, Kochi	96.6	100	100	66.08	78.6	42	50	7.5	10
28	Kottayam	100	100	100	79.86	80	70	75	30	35
29	Thrissur	98.7	100	100	78.37	80	69	75	20.1	25

KENDRIYA VIDYALAYA SANGATHAN, GUWAHATI REGION

Class-XII

S.No	Name of KV	Pass %age in 2012	Target Pass %age if 2013	Expected pass % based on pre-board test	PI in 2012	Target PI in 2013	% age of student scoring 75% and above in 2012	Target % age of student scoring 75% and above in 2013	% age of students scoring 90% and above in 2012	Target % age of student scoring 90% and above in 2013
1	Amengog GRP# 11.18	90.1	100	100	61.1	67.3	18.5	25	NIL	5
2	Barpeta	100%	100%	100%	69.29	72%	64%	65%	10%	10%
3	Borjhar	96.99%	100%	100%	61.2	61.5	30%	33%	3%	4%
4	Digaru	100	100	100	78.42	80	71	52.6	10	10.5
5	IIT Guwahati	100%	100%	100%	78	82	50%	60%	NIL	10.70%
6	Jagiroad	98.61	100	95	56	60	20	20	0	5
7	Khanapara	94.45	100	95	74.01	76	45.9	46	3.6	4
8	Kokrajhar	100	100	100	66.37	69	7	9	NIL	2
9	Maligaon	99.3	100%	100%	73.7	76	47.50%	60%	4.80%	10%
10	Misa Cantt	100	100	100	73.3	76	60	65	5	12
11	Nagaon	95.1	100	98	71.49	73	42.68	49	10.9	16
12	Narangi	96.26%	100%	100%	47.89	60	33.60%	60%	1.40%	10%
13	New Bongaigaon	93.05	100%	100%	51.53	60	19.40%	31.60%	4.16%	10.50%
14	Noonmati IOC	100	100	100	67.9	70	22	75.8	8.5	10
15	Panbari	88.88%	100%	100%	61.84	65	Nil	10%	Nil	5%
16	Happy Valley	98.70%	100%	100%	58.64	60	16.90%	18%	2.60%	4%
17	Laitkor Peak	96.5	100	90	55	58	17%	9.52%	-	-
18	NEHU	88	100	100	69	80	40	50	0	20
19	NEPA Barapani	100%	100%	100%	73	75	3	5	NIL	1
20	Tura	84	100	100	50.33	53	10%	20%	--	10%
21	Umroi Cantt	100	100	100	60.8	62	26.8	30	2.4	3.2
22	Upper Shillong	100	100	92	73.13	75	35.63	57.29	1.14	10.41
23	Tawang	100	100	93.33	62.65	60	41.2	40	5.89	6.67
24	Tengavalley	88	100	100	52.7	57	8	15	0	10
25	Alipurduar	89.36%	90%	85%	54.31	56.5	19.14	20%	2.12%	5%
26	Bagdogra	98.65%	100%	100%	52.16	60	10%	12%	1%	2%
27	Bengdubi	90.99%	100%	100%	52.52	60%	18%	25%	0.90%	5%
28	Binaguri No.-1	85.42%	100%	92%	51.41	53	5	7	NIL	2
29	Binaguri No.-2	93	100	100	46	60	22	33	3	13
30	Cooch Bihar	100	100	100	57.72	60	40	50	NIL	10
31	Gangtok	73.9	100	100	54.97	60	21.05	-	2.43	10%
32	Hasimara	97.5	100	100	56.88	60	16.25	20	2.5	5
33	Kalimpong	100%	100%	100%	66	72	66.60%	72	16.20%	22
34	Khaprail (Sukna)	100	100	80.1	57.22	58	24	25	4.7	5
35	Sevoke Road	88.40%	100%	100%	56	65	32.50%	40%	5%	8%
36	Teesta (NHPC), Singtam	100	100	100	66.47	71	46.42	51	0	5%

Offg. Dy. Commissioner

Name of the Region: HYDERABAD

TARGETS Class XII 2013

SN	Name of KV	Pass % in 2012	Target pass % of 2013	Expected pass% based on preboard test	PI in 2012	Target PI in 2013	%age of student scoring 75% & above in 2012	Target %age of student scoring 75% & above in 2013	%age of student scoring 90% & above in 2012	Target %age of student scoring 90% & above in 2013
1	Begumpet	95.9	100	95	76.63	70	61	70	16.3	20
2	Hakimpet	97.6	100	95	55.49	70	17	25	0	10
3	Suryalanka	100	100	95	54.44	65	11	20	0	10
4	Bolarum	97.3	100	95	59.46	65	34.2	40	1	5
5	Bowenpally	94.1	100	95	57.65	65	30	40	0	5
6	CRPF Hyd	76	100	95	48.7	60	24	30	0	5
7	Gachibowli	100	100	95	79.02	85	78.5	85	21	30
8	Guntur	91.7	100	95	53.54	60	25	30	0	5
9	Kanchanbagh	91.9	100	95	63.78	70	40	50	5.4	10
10	Kurnool	100	100	95	59.33	65	20	25	0	5
11	NFC Nagar	100	100	95	64.22	70	38	45	0	5
12	No.1 AFA Hyd	100	100	95	67.5	75	38	45	4	10
13	No.1 Golconda	100	100	95	63.87	70	28	35	0	5
14	No.1 Tirupati	100	100	95	70.58	75	56	65	2	5
15	No.1 Uppal	100	100	95	67.1	75	55	65	1	5
16	No.1 Vijayawada	92.9	100	95	55.54	60	36	45	0	5
17	No.2 AFA Hyd	100	100	95	67.14	75	43	50	7.1	15
18	No.2 Golconda	100	100	95	73.47	80	58	70	19.3	25
19	No.2 Uppal	92.3	100	95	56.35	65	23	30	0	5
20	NPA Shivrampa	92.7	100	95	57.81	65	17	25	0	5
21	NTPC Ramagundam	100	100	95	73.93	80	78	90	7.1	10
22	Eddumailaram	100	100	95	45.71	55	14	20	0	5
23	ONGC Rajahmundry	90	100	95	54.75	60	20	30	0	5
24	Picket	97.1	100	95	67.92	75	40	50	9.4	15
25	Tirumalagiri	99.4	100	95	67.84	75	41.5	50	4	10
26	Gooty	0	100	100	0	70	0	30	0	5

KVS: JABALPUR REGION

Class XII

Sl.	Name of KV	Pass % in 2012	Target pass % of 2013	Expected pass % based on preboard test	P I in 2012	%age of student scoring 75% and above in 2012	Target %age of student scoring 75% and above in 2013	%age of students scoring 90% and above in 2012	Target %age of students scoring 90% and above in 2013
1	Barkuhi	97.5	100	100	73	34	39	0	10
2	Bhandara	89	97	97	67	21	25	0	10
3	Chanda OF	100	100	95	70	18.18	25	10	15
4	Chandrapur	69	97	80	70	15.38	20	7.69	10
5	Chhatarpur	87.5	97	95	70	22.9	28	2	10
6	Chhindwara No.1	95.9	100	95	67	28.57	35	2.04	10
7	Damoh	90.91	100	90	68	36.36	41	3.03	10
8	Dhana	87.5	97	95	68	8.3	20	0	10
9	Jabalpur 1 STC	93.79	100	98	70	17.24	23	1.37	10
10	Jabalpur CMM	95.12	100	97	70	34	40	2.4	10
11	Jabalpur COD	86.4	97	100	70	17	25	0	10
12	Jabalpur GCF No.1	89.11	97	97	67	27.5	33	1.1	10
13	Jabalpur GCF No.2	83.4	97	95	67	18	25	2	10
14	Jabalpur OFK	93.3	98	98	67	21.33	26	2.67	10
15	Jabalpur VF	98.65	100	100	72	40.54	45	4	10
16	Jayant Colliery	100	100	100	70	15	20	0	10
17	Kamptee	96.1	100	98	70	40	45	206	10
18	Katni NKJ	76.47	97	95	67	5.9	20	0	10
19	Katni OF	87.8	97	95	67	24	27	2	10
20	Mandla	100	100	95	70	32	40	0	10
21	Nagpur Ajni	100	100	97	75	45.16	50	6.45	12
22	Nagpur Ambajhari	98	100	97	75	58.33	63	8.33	13
23	Nagpur CRPF	100	100	100	67	8.7	20	8.34	10
24	Nagpur VSN	95.7	100	98	68	30.86	35	5	10
25	Narsinghpur	84.38	97	95	70	9.4	20	9.4	14
26	New Majri	88.88	100	98	70	22.22	28	0	10
27	Nowrozabad	90.9	97	95	67	6.8	20	0	10
28	Pulgaon	92.86	98	97	67	28	33	0	10
29	Rewa No.1	87.5	97	95	67	19.1	24	3.6	10
30	Sagar No.1	93.4	97	95	67	22.64	27	2	10
31	Sagar No.2	85	97	95	67	30	35	2.5	10
32	Satna No.1	92.4	100	97	70	19	25	1.3	10
33	Seoni	96.3	100	98	67	32.8	37	0	10
34	Sidhi	95.83	100	98	67	8.33	20	0	10
35	Singrauli	95.4	100	98	98	18	24	0	10

KENDRIYA VIDYALAYA SANGATHAN (REGIONAL OFFICE) JAIPUR
Class - XII TARGETS FOR CBSE RESULTS - 2013

S.No.	Name of K.V	Pass % in 2012	Target pass % of 2013	Expected pass % based on preboard test	PI in 2012	Target PI in 2013	%age of students scoring 75% and above in 2012	Target %age of students scoring 75% and above in 2013	%age of students scoring 90% and above in 2012	Target %age of students scoring 90% and above in 2013
		1	2	3	4	5	6	7	8	9
1	No. 1, Ajmer	94.4	100	100	63.94	65	27.2	30	0.8	5
2	No. 2, Ajmer	100	100	100	68.56	70	18.33	20	1.6	5
3	Alwar	94.32	100	95	65.73	70	26	30	5.67	10
4	Itanagar, Alwar	97.67	100	100	60.64	70	25.58	30	4.65	7
5	Avikanagar	100	100	90	72.58	73.50	18	10	5	5
6	Banswara	93.7	100	100	55.8	60	37.50	43	1	5
7	Beawar	92.72%	95	95	60.4	75	17	20	2	2
8	Bhilwara	94.8	100	100	66.17	70	41.56	45	9.09	15
9	No. 1, Bikaner	92.67	97.67	95%	55.2	60	20	25%	0.7	1%
10	No. 2, Bikaner	80.7	100	90	56.57	60	25.8	35	0	5
11	No. 3, Bikaner	96.15	100	100	64.33	68	46.65	50	0	9
12	Chittorgarh	N/A	N/A	N/A	N/A	N/A	N/A	N/A	N/A	N/A
13	Churu	90%	95%	95%	63.56	66	16.67	20%	1.67%	2%
14	Dabla, Jaisalmer	100	100	100	68.89	75	39	40	0	5
15	Deoli	96.9	100	100	71.6	80	45.16%	50	5%	10
16	Dungarpur	N/A	100	90	N/A	75	N/A	25	0	10
17	No. 1, Jaipur	93.2	100	95	62.1	70	29.54	35	3.4	5
18	No. 2, Jaipur	90.38	95%	90%	52.08	60%	18.75%	20%	2.40%	4%
19	No. 3, Jaipur	96.86	100	95	63	70	32	35	4.4	6
20	No. 4, Jaipur	88.88	100	100	55.29	57 OR 60	21.42	23	3.17	3.5
21	No. 5, Jaipur	95.77	100	92.5	66.85	70	35.4	40.2	8.5	11.8
22	No. 6, Jaipur	86.9	97	94	57.65	60	21	25	5	7
23	AFS, Jaisalmer	98.6	100	100	62.32	65	29	35	4.5	10
24	Jalpa Cantt.	94.74	97.8	75	62.07	60	20	24	3	10
25	Jhunjhunu	92.8	97.8	95	66.71	75	35.7	40	2.85	3
26	No. 1 AFS Jodhpur	84.05	100	100	58.63	70	24.54	25	4.29	5
27	No. 2 AFS Jodhpur	94.28	100	100	65.46	70	58	60	6	8
28	No1 Army Jodhpur	97.73%	100%	98%	62.01	75	21.21%	25%	2.27%	4%
29	No2 Army Jodhpur	92.77	100	95	58.55	75	25	30	0	10
30	Banar, Jodhpur	90.32	95	95	63.2	65	38	40	3	5
31	BSF, Jodhpur	97.29	95	90	63.38	63	40	38	5.4	5.4
32	Mount Abu	81.25	100	100	52.19	60	3	10	0	3
33	Nasirabad	79.4	100	100	50.16	70	14.2	25	0.8	10%
34	Phulera	92.42	100	95	59.92	65	27.27	32	3	5
35	BSF, Pokharan	0	100	90	0	75	0	25	0	8.33
36	Sikar	100%	100%	100%	59.96	62	19	20	1	2
37	No. 1, Udaipur	94.49%	98%	90%	64.72	65	29.92%	30%	0.79%	2%
38	Eklinggarh, Udaipur	88.7	95	85	61	65	23	30		4
39	AFS, Uttarlai	100	100	100	64.31	75	38.7	40	2.3	4
40	Zawar Mines	70.59%	100%	100%	44.41	60	3	6	0	2

For Overall Jaipur Region	Achieved in 2012	Target for 2013
Overall Pass %	92.80%	95%
Percentage of students getting 90% and above	3.40%	5%
Percentage of students getting 75-89.9%	27.20%	30%
P.I.	60.06	65


 (J. M. RAWAT)
 DEPUTY COMMISSIONER

CLASS-XII

S.No	Name of KV	Pass %age in 2012	Target pass %age of 2013	Expected pass %based on pre-board test	PI in 2012	Target PI in 2013	%age of students scoring 75% and above in 2012	Target %age of students scoring 75% and above in 2013	%age of students scoring 90% and above in 2012	Target %age of students scoring 90% and above in 2013
1	No.1Akhnoor	83.12%	87.00%	84.00%	52.62	54.20	16.88%	21.50%	1.29%	4.3%
2	No 2Akhnoor	88.9%	100%	95%	59.25	65	11.1%	15%	NIL	2%
3	No 1 Jammu	85.63%	90.00%	90.00%	55.07	58	21.26%	24%	2.30%	3%
4	No.2, Jammu Cantt	75.92%	100%	90%	49.28	60	14%	25%	2%	5%
5	Bantalab	87.8%	100%	60%	52.5	60	25.7%	25%	5.4%	8
6	Sunjuwan	91.4%	95%	95%	58.2	63.2	26.7%	31.7%	2.3%	5.00%
7	Nagrota	86.1%	100%	95%	52.56	57	11.3%	20%	Nil	10%
8	Lakhanpur	98.43%	100%	100%	66.45	68	40.63%	45%	0	03%
9	Samba	84.85%	100%	100%	54.77	65	21.21%	60%	1.51%	10%
10	No1 Simagar	90.19%	100%	95%	58.33	60	19.6%	27.9%	1.9%	4.6%
11	No2 Srinagar	94.4%	100%	89.47%	62.5	64	33.34%	36.84	5.55%	10.5%
12	No 3 Srinagar	80%	100%	95%	66	70	10%	15%	5%	5%
13	Jyotipuram	62.50%	100%	80%	41	65	02%	10%	-	02%
14	Kishtwar	76.92%	100%	80%	47.11	60	15%	18%	Nil	6%
15	Leh	76.66%	100%	100%	44.08	50.0	17.4%	25.0%	0	4.0%
16	No.1, Udhampur	91.38%	95%	90%	51.68	57	12.64%	20%	2.87%	5%
17	No2 udhampur	83.87%	100%	95%	51.69	55	01%	12%	NIL	4%
18	Bhaderwah	93.33%	100%	100%	58.17	60	8%	15%	0%	5%
19	Dalhousie	81.82%	100%	77%	49.9	70	21%	25%	0	10%
20	Chamera-1	91.7%	95%	70%	54.06	50	8.3%	10.3%	0	0%
21	Chamera-II	96.15%	100%	100%	67.5	70	38.4%	45%	3.8%	20%
22	Bakloh	90.91%	100%	100%	51.59	60	18.18%	25%	NIL	10%
23	KV Pathankot 1	95.97%	100%	100%	60.35	65	53%	58%	04	09%
24	No 2 Pathankot	94.87%	97%	95%	53.81	55	14.1%	18%	NIL	1%
25	No 3 Pathankot	91.07%	93%	65%	50.04	52.0	16.01%	18%	----	0.02%
26	No 4 Pathankot	95.12%	95%	85%	58.6	60	10%	12%	01	01%
27	NangalBhur	92.75%	100%	100%	55.34	60	21.7%	25.97%	1.4%	3.89%
28	Tibri Cantt	93.1%	100%	95%	54.6	56	10.34%	15%	NIL	5%
29	No 1 Amritsar	89.79%	92%	70.34%	50.47	52	14.28%	16%	NIL	2%
30	No 3 Amritsar	88.5%	100%	100%	53.8	60	17.70%	20%	2.8%	5%

KENDRIYA VIDYALAYA SANGATHAN : KOLKATA REGION

TARGETS FOR CBSE BOARD RESULTS-2012-13

Class XII										
S.No	Name of KV	Pass %age in 2012	Target Pass %age if 2013	Expected pass % based on pre-board test	PI in 2012	Target PI in 2013	% age of student scoring 75% and above in 2012	Target % age of student scoring 75% and above in 2013	% age of students scoring 90% and above in	Target % age of student scoring 90% and above in 2013
1	Adra	87.5	100	100	63.39	65	31	36	6	10
2	Andal	92.59	97	95	58.7	60	25	30	3	5
3	Asansol	97.5	100	100	55.32	60	23.07	30	3.8	8
4	Ballygunge	97.25	100	100	73	75	40	40	15	15
5	Bamangachi	98.61	100	100	55.69	60	15.28	20	1.39	2
6	Barrackpore(AFS)	92.8	97	95	57.84	62	24.6	30	3.6	8
7	Barrackpore(Army)	96%	100	100	57.72	62	32.5	37	3.7	8
8	Berhampur	96.97	100	98	57.14	63	18.2	25	4.55	10
9	Burdwan	93.75	98	69.84	54.48	60	26.6	30	2	5
10	Chittaranjan	96.88	100	98	61.99	70	18	25	4	8
11	Command Hospital	97.75	100	100	60.81	66	27	40	7	15
12	Cossipore	100	100	100	68.99	73.5	30.49	37	5.64	10
13	O.F.Dum Dum	93.97	100	97	65.13	70	41	50	5.2	10
14	Durgapur(CMERI)	81.5	100	90	53.98	57	2.2	10	1.85	4
15	Durgapur(CRPF)	91.1	100	90	57.31	60	20	20	1	5
16	Farakka (NTPC)	97.7	100	100	68.9	70	10	15	0	5
17	Fort William	90.5	100	100	55.34	63	22.4	30	0.01	10
18	Garden Reach	98.28	100	100	62.39	68	41.3	5	5	10
19	Haldia	94.34	100	100	55.66	59	26.4	30	3.8	8.6
20	Ishapore No.1	97.8	100	100	70.71	75	47.3	52	8.8	13
21	Ishapore No.2	85.39	100	90	53.01	60	19.1	25	3	5

S.No	Name of KV	Pass %age in 2012	Target Pass %age if 2013	Expected pass % based on pre-board test	PI in 2012	Target PI in 2013	% age of student scoring 75% and above in 2012	Target % age of student scoring 75% and above in 2013	% age of students scoring 90% and above in	Target % age of student scoring 90% and above in 2013
22	IIM Joka	92.1	100	100	59.31	65	20.8	25	3	8
23	Kalaikunda No.1	97.87	100	53	63	68	23	28	3	6
24	Kalaikunda No. 2	88.5	97	90	53.27	60	10	20	0	10
25	Kanchrapara No.1	90.77	100	100	51.94	60	27.7	35	6.9	12
26	Kanchrapara No.2	96.2	100	90	53.92	58	39.2	45	0	3
27	Kankinara	92	100	100	61.1	66	24	30	0	10
28	Kharagpur III	96.18	100	97	61.15	70	26	29.5	8.4	9.6
29	Kharagpur No.2	95.5	100	100	60.99	65	28.8	34	1.8	5
30	Malda	95.06	100	100	56.64	60	12.34	20	0.01	5
31	Panagarh	91.8	100	90	58.46	65	18.6	50	1.16	4
32	Raiganj	89	100	80	47.76	51	11.11	16.6	0	4.16
33	Salboni	88.3	100	100	38.7	80	13.33	50	6.67	50
34	Salt Lake No.1	92.25	97	93	58.94	60	27.46	35	3.5	5
35	Salt Lake No.2	92.3	100	96	64.59	68	39.2	40	8.7	10
36	Salua AFS	98	100	100	62.45	65	32	37	2	5
37	Santragachi	91.78	97	95	61.34	65	16.79	20	2.92	5
38	Port Blair No.1	96	100	100	60.53	65	34.7	40	8	15
39	KV Port Blair 2	97.8	100	100	69.7	70	49	50	40	6
	Total	88.91	97.00	95.05	59.19	64.60	25.52	31.34	4.73	8.91

Class -XII

S.No.	Name of the KV	Pass % age in 2012	Target Pass % age in 2013	Expected pass % based on Pre-board Test	PI in 2012	Target PI in 2013	% age of students scoring 75% and above in 2012	Target % age of students scoring 75 and above in 2013
1	2	3	4	5	6	7	8	9
1.	Kendriya Vidyalaya, EOI, Kathmandu	97.2	100%	98%	74.3	75%	51.4%	55%

Ucknow

FORMAT - B

TARGET FOR CBSE-2013 FOR CLASS XII

SL. No.	Name of KV	Pass %age in 2012	Target pass %age of 2013	Expected pass % based on preboard test	PI in 2012	Target PI in 2013	%age of student Scoring 75% and above in 2012	Target %age of student scoring 75% and above in 2013	%age of student scoring 90% and above in 2012	Target %age of student scoring 90% and above in 2013
1	RRC Fatehgarh	100.00%	100.00%	100%	65.2	70	17.50%	20%	0.70%	2%
2	IIT Kanpur	93.50%	100%	100%	58.74	64	56%	70%	8%	10%
3	Mati Akbarpur	N/A	100%	95%	N/A	60	N/A	40%	N/A	10%
4	NTPC Dibiapur	76%	100	80	59.37	65	4%	12%	NIL	4%
5	No.1 Armapur Kanpur	92.6%	100%	91.20%	56.3	65	24.34%	31.00%	2.12%	4%
6	No.2 Armapur Kanpur	90.3	100%	92%	57.04	60	19.40%	25%	8%	5%
7	Aliganj Lucknow	91.92%	100%	95%	58.42%	60%	29.79%	33%	5.20%	7%
8	No.2 Shahjahanpur	98.76%	100%	100%	66.15	68	40.7%	42%	9.9%	10%
9	No.1 Shahjahanpur	73.53%	100%	90%	45.77%	65%	11.50%	13%	2.90%	4%
10	BKT Lucknow	95.45%	100%	100%	63.75%	65%	32%	35%	NIL	3%
11	IIM Lucknow	90.20%	100%	100%	54.39%	60%	24.50%	30%	3.90%	6%
12	Sitapur	92.60%	100%	90%	52.87%	60%	82.92%	85%	NIL	5%
13	Gomtinagar Lucknow	97.87%	95%	90%	68.58%	60%	46%	40%	9%	8%
14	Barabanki	80.95%	100%	95%	54.40%	58%	14.29%	19.44%	0%	8.33%
15	Faizabad	96.76%	100%	98.30%	55.28%	65%	15.87%	30%	0.01	5%
16	RLY. Gonda	100%	100%	100%	58.60%	60%	35%	35%	27.60%	35%
17	Mankapur	88.14%	100%	100%	50.34%	60%	13.55%	20%	1.69%	7%
18	Lucknow Cantt	90.24%	96%	94%	58.41%	65%	21.90%	25%	3.60%	5%
19	RDSO Lucknow	91.12	100	95	57.47	60	27	29	1	4
20	SGFI Lucknow	86.88	100	95	59.1	65	12	20	-	3
21	AMC Lucknow	98.48	100	95	49.90	60	14.8	20.0	0.7	2
22	Memura Lucknow	93.22	100	95	57.25	65	25.42	40	1.69	3
23	CRPF Lucknow	100	100	100	53.47	60	4	8	1	4
24	Raebareli (1 st Shift)	93%	100%	70%	55.8	60	7.69%	12%	2.10%	4%
25	Raebareli (2nd shift)	NA	100%	90%	NA	60	NA	15%	NA	5%
26	OEF Kanpur	96.55%	100%	85%	60.9	70	22.41	30.00%	5.17%	10.00%
27	Kanpur Cantt Shift-I	94.08	100	95	62.94	70	31.76	40%	1.20%	5%

KENDRIYA VIDYALAYA SANGATHAN, MUMBAI REGION

Preparation for quality results - 2013

Class XII

S. No.	Name of KV	Pass %age in 2012	Target Pass %age 2013	Expected Pass % based on pre-board test	PI 2012	Target PI in 2013	% age of student scoring 75% and above in 2012	Target % age of student scoring 75% and above in 2013	% age of students scoring 90% and above in 2012	Target % age of student scoring 90% and above in 2013
1	Ambarnath	91.45%	100%	100%	63.23	68	40	42	8	10
2	No. 1 Colaba	84.62%	95%	90%	55.27	60	41	42	5	5
3	No. 2 Colaba	100.00%	100%	100%	68.50	75	65	66	9	10
4	No. 3 Colaba	95.12%	100%	100%	63.23	68.5	30	35	2	6
5	IIT--Powai	97.20%	100%	100%	71.64	75	81	82	21	18
6	INS-Hamla	97.06%	100%	100%	63.31	68	39	40	5	1
7	NAD- Karanja	100.00%	100%	100%	67.80	70	27	30	2	3
8	Koliwada	93.97%	100%	97%	62.13	70	39	40	10	13
9	AFS-Thane	92.93%	100%	100%	59.42	60	29	30	5	9
10	Bhandup	98.26%	100%	100%	68.76	75	52	53	13	15
11	Mankhurd	96.91%	100%	98%	63.53	70	36	50	11	15
12	ONGC-Panvel	100%	100%	100%	69.63	75	79	80	8	10
13	SC Pune	90.34%	100%	100%	67.23	70	75	76	9	5
14	Army Area Pune	96.55%	100%	95%	63.45	65	32	40	3	5
15	BEG Pune	99.25%	100%	95%	66.64	70	52	53	3	3
16	RHE Pune	96.74%	100%	95%	67.26	72	37	60	8	18
17	No.1-AFS- Pune	97.56%	100%	100%	71.08	80	78	79	18	48
18	No.2-AFS- Pune	93.02%	100%	100%	63.64	65	46	47	5	5
19	9 BRD Pune	91.85%	93%	92%	63.33	65	49	50	15	15
20	CME Pune	98.55%	100%	98%	66.96	68	27	28	3	6
21	Ganeshkhind	97.06%	100%	100%	68.27	75	28	30	5	10


22	NDA, Khadakvasla	95.54%	98%	98%	62.43	65	29	30	1	2
23	DIAT Girinagar Pune	91.30%	97%	83.3	65.65	67	9	27	1	3
24	No. 1 Dehu Road	94.12%	100%	100%	64.56	70	24	25	2	6
25	OF Dehu Road	91.04%	100%	100%	61.46	65	18	30	2	5
26	Lonavla	93.18%	100%	100%	58.64	70	6	40	0	5
27	No. 1 Ahmednagar	95.12%	100%	97.50%	52.26	65	7	37	0	12
28	MIRC Ahmednagar	91.43%	100%	100%	62.71	65	6	21	0	3
29	VRDE Ahmednagar	0	100%	100%	0	60	0	20	0	10
30	No. 1 Devlali	100.00%	100%	100%	66.01	70	24	50	0	6
31	Ar'S Devlali	82.86%	95%	95%	53.00	60	5	18	1	5
32	Nasik Road	95.35%	100%	100%	64.10	70	21	22	2	2
33	ISP Nasik	96.36%	100%	100%	65.95	80	19	35	2	15
34	AFS Ojhar	100.00%	100%	100%	69.78	70	64	65	2	5
35	OF Bhusawal	93.18%	100%	100%	60.34	70	13	42	0	10
36	OF Varangaon	66.67%	100%	100%	40.83	65	0	60	0	20
37	NMU Jalgaon	90.91%	100%	100%	58.64	65	1	17	0	17
38	Aurangabad	97.37%	100%	98%	56.32	60	8	25	1	5
39	CR Solapur	100.00%	100%	100%	59.23	65	4	45	1	15


 (T. RAMIAH) 01/04/19
 ASSISTANT COMMISSIONER

Kendriya Vidyalaya Sangathan, Regional Office, Patna

Class - XII

Sr. No.	Name of KV	Pass %age in 2012	Target pass %age if 2013	Expected pass % based on pre-board test	PI in 2012	Target PL in 2013	%age of student scoring 75% and above in 2012	Target %age of student scoring 75% and above in 2013	% age of students scoring 90% and above in 2012	Target %age of student scoring 90% and above in 2013
1	Barauni (IOC)	81.82	100	95	53.86	60	21.21	30.00	6.1	10.00
2	Barauni (HFC)	94.29	100	100	63.71	70	34.28	13.79	0.02	1.00
3	Bihra (AFS)	96.88	100	100	56.08	75	16.00	35.00	0.0	10.00
4	Danapur Cantt FS	97.59	100	100	60.00	62	55.00	60.00	2.0	3.00
5	Danapur Cantt SS	99.32	100	100	68.92	70	53.00	60.00	4.8	6.00
6	Darbhanga - I	88.24	100	100	63.24	65	35.29	40.00	5.9	10.00
7	Garhara	76.19	100	95	51.31	65	26.19	30.00	4.8	10.00
8	Gaya - I	94.00	96	96	57.70	60	25.00	27.00	1.0	3.00
9	Gaya - II	93.40	100	100	63.70	70	34.00	40.00	10.0	15.00
10	Jamalpur	94.81	100	100	60.05	70	30.82	35.00	1.9	5.00
11	Jawaharnagar	100.00	100	90	66.54	70	34.62	50.00	0.0	15.00
12	Kahalgauon	100.00	100	100	71.97	85	21.20	50.00	0.0	5.00
13	Katihar	99.00	100	100	71.85	75	43.00	50.00	4.0	10.00
14	Khagaria	100.00	100	90	53.30	70	4.00	10.00	0.0	5.00
15	Khagaul	92.19	100	100	62.93	70	13.00	20.00	1.6	5.00
16	Kishanganj	89.47	100	90	62.11	70	15.78	60.00	0.0	6.00
17	Mokamaghat	100.00	100	100	60.20	65	20.00	40.00	0.0	10.00
18	Muzaffarpur FS	96.43	100	95	70.92	80	38.39	45.00	2.7	5.00
19	MuzaffarpurSS	90.91	100	95	62.73	70	33.33	50.00	0.0	5.00
20	Patna (K'bagh)FS	100.00	100	100	62.49	70	34.85	40.00	2.9	5.00
21	Patna (K'bagh)SS	100.00	100	100	69.14	75	44.54	50.00	2.5	5.00
22	Patna (Bailey Rd.) FS	96.27	100	88	77.27	82	36.60	40.00	7.5	12.00
23	Patna (Bailey Rd.) SS	98.98	100	90	63.40	70	24.48	30.00	4.1	10.00
24	Rajgir (Nalanda)	NA	100	100	NA	60	NA	5.00	NA	2.00
25	Pusa , RAU	100.00	100	100	60.47	65	31.00	40.00	0.0	10.00
26	Samastipur	100.00	100	100	61.25	70	25.00	30.00	0.0	5.00
27	Sonepur	90.91	100	100	55.05	60	18.00	30.00	6.1	10.00


 (N. Siva Rama Sarma)
 Deputy Commissioner (Offg.)

Name of the Region : RAIPUR

S.No.	Name of KV	Class XII								
		Pass %age in 2012	Target Pass %age in 2013	Expected pass % based on pre-board test	PI in 2012	Target PI in 2013	% age of student scoring 75% and above in 2012	Target % age of student scoring 75% and above in 2013	% age of students scoring 90% and above in 2012	Target % age of student scoring 90% and above in 2013
1	AMBIKAPUR	88.89	100	100	57.67	60	28.8	35	NIL	5
2	BHILAI	91.70%	100%	100%	52.5	65	15%	20%	NIL	10%
3	BILASPUR	97.76%	100%	100%	62.05	70	31.34	40%	1.50%	4%
4	DANTEWADA (BELADILLA)	93.75%	95%	95%	47.19	50	12.50%	20%	NIL	10%
5	DUNGARGARH	95.3	100	90	57.9	60	25	25	2	2
6	DURG	93.14	100	85	60.09	70	38%	60%	0	10%
7	JAGDALPUR	98%	100%	100%	67.07	75	52%	38%	0	12%
8	JASHPUR	NA								
9	MAHASAMUND	93.10%	100%	90%	58.79	70	30%	35%	3%	8%
10	MANENDRAGARH	84%	100%	90%	53.8	60	33%	40%	NIL	10%
11	RAIGARH	94.8	100	88	58.1	60	15	17	1	2
12	RAIPUR NO.1 (SHIFT - I)	88.6	100	90	57.83	75	35.7	45	2.4	5
13	RAIPUR NO.1 (SHIFT - II)	82	100	90	54.75	75	23	35	5	10
14	RAIPUR NO.2	91.07%	100%	100%	56.92	61%	26%	30%	Nil	5%
15	DHAMTARI	NA								
16	KANKER	N.A.								
17	KHAIRAGARH, RAJNANDGAON DISTT	NA	NA	NA	NA	NA	NA	NA	NA	NA
18	CISF, BHILAI, DISTT. DURG	NA								
19	RAJNANDGAON, DISTT. RAJNANDGAON	NA								
20	KORBA NO.IV	33%	100%	90%	37.50%	70%	NIL	40%	NIL	10%

21	BACHELI (BIOP)	81.53	100	100	49.58	55	7	10	0	2
22	BAIKUNTPUR (SECL)	97.30%	100%	100%	66.28	67	32%	35.29%	11%	12%
23	CHIRMIRI (SECL)	84.85	100	100	52.8	60	12.12	15		4
24	JHAGRAKHAND (SECL)	87.3	100	85	54.55	60	16.4	17	0	2
25	KIRANDUL (BIOP)	95.2	100	100	62.5	68.0	38.10%	47%	NIL	9.5%
26	KORBA NO.II (NTPC)	93.30%	100%	96%	58.60%	60%	23	25	2	4
27	KORBA NO.III (SECL)	93.50%	100%	100%	58.1	70	27.40%	30%	3%	5%
28	KORAPUT (Odisha)	95.1	100	100	59.4	61	21.9	22	2.4	6
29	MALKANGIRI (Odisha)	NA								
30	NAVRANGPUR (Orisha)	NA								
31	SHAHADOL	87.93	100	100	62.5	65	45	50	5	6
32	BALAGHAT	92.87	96	96	57.59	59	32.1	35	Nil	5
33	MALANKHAND, DISTT.BALAGHAT	NA								
34	SUNABEDA	70	100	90	40	60	NIL	40	NIL	NIL
35	NUAPADA, DISTT, NUAPADA	NA								
36	KHARIAR, DISTT. NUAPADA	NA								
37	BOLANGIR NO.1(OF)	91.67	100.00	95.24	60.83	62.00	25.00	38.10	0.00	9.52
38	BOLANGIR NO.2	95.65%	100%	100%	60.54	65	30.43%	35%	4.34%	10%
39	BHAWANI PATNA, DISTT. KALAHANDI	90.48	95	95	65.12	70	47.61	35.71	0	7.14
40	BARGARH	96.15	100	90	59.13	65	38	40	7.6	10
41	DHANPURI	93.02	100	100	67.21	70	48.8	50	6.9	13.6
42	JAMUNA COLLIERY	100	100	0.7	58.70%	62%	18.00%	20%	0	0.04

KENDRIYA VIDYALAYA SANGATHAN

RANCHI REGION

PREPARATION FOR QUALITY RESULTS 2013

Class-XII

S.No	Name of KV	Pass %age in 2012	Target Pas %age of 2013	Expected pass %based on pre board test	PI in 2012	Target PI in 2013	%age of students scoring 75 and above in 2012	Target %age of student scoring 75%and above in 2013	%age of student scoring 90% and above in 2012	Target %age of student scoring 90% and above in 2013
1	Bokaro-1	96.9	98	80.1	69.86	70	29.68	30	0.78	2
2	Bokaro-3	73.3	90	85	43.3	50	0	3	0	1
3	Bokaro Thermal	74.5	100	90	48.45	65	11	20	0	5
4	Chakradharpur	96.6	100	82	50	58	28.81	35	0	10
5	Chandrapura	89.55	95	90	67.69	68	25	25	1	1
6	Dhanbad No.1 (Old DV)	95.9	97	70	49	50	5.4	8	0	2
7	Gomoh	75.67	80	70	50.8	55	9	12	0	0
8	Hazaribagh	97.44	99	95	62.31	65	7	10	0	1
9	Maithon Dam	96.06	100	100	67.74	75	32.28	40	4.72	6.25
10	Meghahaturburu	88.9	100	95	56.02	60	13.33	15	0	1
11	Patratu	90	100	92	41.62	45	9.52	20	0	1
12	Ramgarh Cantt	97.36	100	100	52.76	60	13.15	20	0	5
13	Ranchi, CRPF	97.87	100	80	59.95	70	33	40	0	5
14	Ranchi Deepatoli	86.6	95	85	57.16	65	12	15	0	2
15	Ranchi HEC	100	100	100	59.2	62	16.66	19	2.77	5
16	Ranchi Hinoo(1s)	98.7	100	89	69.23	70	36	40	8	15
17	Ranchi Namkum	98.2	100	100	66.83	70	19	20	2	3
18	Ranchi CCL	79.2	100	84	43.13	50	2	5	0	2
19	Singarshi	100	100	100	75.75	80	52	60	20	26
20	Surda	97.1	100	100	55.2	60	12.12	14.5	0	2.5
21	Tatanagar	81	100	100	57	65	19	40	2.7	15
22	Bondamunda	100	100	100	59.4	70	10	15	3	5
23	Jharsuguda	91.67	95	80	59.23	60	30.5	35	0	6
24	Rourkela	100	100	100	60.8	65	25	30	0	10
25	Sundergarh	96.6	100	100	66.5	70	26.6	30	13.3	15
	RO Average	91.55	97.96	90.68	58.42	63.12	19.12	24.06	2.33	5.87

Silchar

Target for class XII

Sl. No.	Name of the KV	Number of students			Overall Pass %	Target fix for 2013
		Appeared	Passed	Failed & Compartment		
1	AIZAWL	43	43	0	100.00	100
2	CHURACHANDPUR	12	11	1	91.67	95
3	DHOLCHERA	14	12	2	85.71	90
4	HAFLONG	17	15	2	88.24	93
5	KAILASHAHAR	18	18	0	100.00	100
6	KARIMGANJ	32	31	1	96.88	97
7	KUMBHIRGRAM	27	27	0	100.00	100
8	KUNJABAN	82	78	4	95.12	96
9	LAMPHELPAT	112	100	12	89.29	95
10	LANGJING	44	43	1	97.73	98
11	LEIMAKHONG	11	9	2	81.82	90
12	LOKTAK	19	19	0	100.00	100
13	LUMDING	22	19	3	86.36	92
14	MASIMPUR	50	50	0	98.00	98
15	ONGC AGARTALA	64	53	11	82.81	94
16	PANCHGRAM	61	61	0	100.00	100
17	PANISAGAR	25	25	0	100.00	100
18	SILCHAR	129	128	1	99.23	99
19	SRIKONA	21	21	0	100.00	100

Sirsa (Village)

1	2	3	4	5	6	7	8	9	10	11
Io	Name of KV	Pass % age in 2012	Target Pass % age of 2013	Expected pass % based on Preboard test	PI in 2012	Target PI in 2013	% age of student scoring 75% and above in 2012	Target % age of student scoring 75% and above in 2013	% age of students scoring 90% and above in 2012	Target % age of student scoring 90% and above in 2013
1	Abohar	89.4	100	100	67.24	70	37	45	Nil	5
2	Barnala	95%	100%	100%	62.23	100	21.62	30	2.7	7
3	Bathinda-1	98.84	100	100	53.52	55	13.9	15	NIL	5
4	Bathinda-3	94.74	100	95	49.14	60	21	25	2.63	7
5	Bathinda-4	72.22%	95%	85%	49.50%	55.55%	19.40%	25%	Nil	5%
6	Bathinda-5	100	100	100	59.21	64	31.42	34	2.8	4
7	KMS Wala, FZR	NA	NA	NA	NA	NA	NA	NA	NA	NA
8	Faridkot	98.7	100	100	58.78	60	23	25	1.28	5
9	Fazilka	NA	NA	NA	NA	NA	NA	NA	NA	NA
10	Ferozepur-1	85.9%	95%	80%	52.29	55	7%	10%	5%
11	Ferozepur-2	100%	100%	95%	61.07	62	36%	38%	NIL	5%
12	Halwara-1	90.80%	100%	above 90%	48.9%	60%	15%	20%	0%	5%
13	Halwara-2	76.74	97%	95%	46.28	55	8	10	NIL	5%
14	Jalalabad	100%	100%	100%	52.34	60	6%	20%	0%	5%
15	Suranussi (Jalandhar)	98	100	96.15	54.55	58.38	23.69	25.69	5.6	7.6
16	Jalandhar-1	99.6	99.8	97.3	66.18	66.25	11.27	12.16	4.3	5.3
17	Jalandhar-2	80	100	100	60.4	61	22.6	25	4	5
18	Jalandhar-3	79.2	96	100	47.12	55	14	20	2	4
19	Jalandhar-4	94.29	100	95%	49.4	60	7	12	0	5
20	Nabha Cantt	80%	95%	100%	67%	66%	44%	24%	10%	15%
21	Ubhawal (Sangrur)	NA	NA	NA	NA	NA	NA	NA	NA	NA
22	Bhakli	NA	NA	NA	NA	NA	NA	NA	NA	NA
23	Harsinghpura		100	90	44.3	50	12	18	-	5
24	Hisar	96.09%	100%	90%	52.79	55%	21%	25%	2.34%	5%
25	Jhajjar	100	100	100	70.8	72.8	33.3	15%	0	5%
26	Karnal	100	100	95	63.4	67	28.5	42	0	5
27	Nahara	96%	100%	100%	66.52	68	14.2%	25	3.5	10
28	Paluwas	93.22	100	95	56.53	60	13	15	0	3
29	Panipat	88%	100%	90%	54.15	55	34%	35%	Nil	2%
30	Raghunathpura	76.47%	92%	80%	56.81	61	07	10	nil	02
31	Rewari	92.86%	95%	90%	65%	68.00%	30%	33%	1.40%	3.00%
32	Rohtak	97.6	98	95	60.8	62	28.08	30%	NIL	3
33	Sirsa-1	97.3	100	98	63.11	65	13	15	1	5
34	Sirsa-2	78	100	100	48.33	55	NIL	33.33	NIL	5
35	Anoopgarh	96.4	100	100	63.3	60	14	15	1	5
36	Lalgarh Jatan	97.3	100	94	56	60	17	40	0	5
37	Raisingh Nagar	NA	NA	NA	NA	NA	NA	NA	NA	NA
38	Sriganganagar	95.45	100%	100%	58.41	65	6%	20%	NIL	5%
39	STPS, Suratgarh	100	100	100	65	65	0	30	0	5
40	Suratgarh Cantt.	94.59	100	100	51.49	60.0	13.51	20.0	2.7	5.0
41	Suratgarh-1	98.8	100%	100%	63.37	75	23	25	1	5
42	Suratgarh-2	NA	NA	NA	NA	NA	NA	NA	NA	NA

Quality Result KVS RO Tinsukia (Class- XII)

Sl. No.	Name of KV	Pass% age in 2012	Target pass% age of 2013	Expected pass% based on pre-board test	PI in 2012	Target PI in 2013	% age of students scoring 75% & above in 2012	Target% age of student scoring 75% & above in 2013	% age of student scoring 90% & above in 2012	Target % age of student scoring 90% & above in 2013
1.	RANGAPAHAR	100	100	100	76.11	76.1	33.03	50	11.11	0.0
2.	LOKRA	100	100	80	66.25	68	12.8	15	0.0	4
3.	RRL,JORHAT	100	100	100	71.04	75	50	60	12.5	20
4.	No.1,TEZPUR	100	100	100	66.60	71	28.72	35	2.12	06
5.	KIMIN	100	100	100	68.3	70	50	55	0.0	05
6.	TINSUKIA	98	100	100	62.15	67	24	28	06	10
7.	NAMRUP	97.06	100	95	71	75	43	53	12	15
8.	KHATKHATI	86.44	100	100	50.13	60	14	30	02	12
9.	No.2,TEZPUR	96.43	100	100	66.29	68	31.25	35	06	06
10.	NAZIRA	96.3	100	100	57.73	67	21	30	0.0	05
11.	CHABUA	95.9	100	85	68.19	70	41.5	45	23.6	25
12.	DIBRUGARH	94.45	100	100	65.1	75	31.8	60	0.0	20
13.	AFS,JORHAT	97.83	100	80	67.1	75	32	40	1.08	5
14.	No.2,ITANAGAR	94.2	100	100	55.94	60	23	30	0.0	05
15.	NERIST	94.28	100	100	64.9	68	28.57	40	2.8	15
16.	DULIAJAN	93.91	100	95	64.54	66	24	35	4.34	07
17.	DINJAN	92.21	100	100	52.53	60	19.40	25	0.0	04
18.	ONGC,JORHAT	88.9	100	100	40.74	60	35.7	45	0.0	20
19.	MISSAMARI	87.69	100	95	56.62	60	16.9	23	0.0	06
20.	DIMAPUR	86.25	100	100	47.47	60	11.2	15	0	05
21.	TEZU	84.6	100	96	67.88	70	46.15	50	3.8	08
22.	SIVASAGAR	84.5	100	92	58.13	60	29.6	30	2.8	05
23.	No.1,ITANAGAR	80.50	100	100	38.08	50	8.2	12	0.0	04
24.	DOOM DOOMA	80	100	100	47.67	70	6.67	27.77	0.0	11.11
25.	PASIGHAT	68.75	100	72.5	46.56	50	14.58	25	2.08	7.5
26.	TULI	53	100	100	57.69	70	0.0	30	0.0	10
27.	ZAKHAMA	N/A	100	100	N/A	60	N/A	0.0	N/A	0.0
	KVS TINSUKIA	90.43	100	95.94	59.8	65.97	26.04	34.21	3.55	8.91

KENDRIYA VIDYALAYA SANGATHAN -REGIONAL OFFICE VARANASI

KVS Hqs Letter No. 110346-1/2011-KVS(HQ)/Acad January 23,2013

Name of the Region : Varanasi

		Class XII								
S.No.	Name of KV	Pass %age in 2012	Target Pass %age in 2013	Expected pass % based on pre-board test	PI in 2012	Target PI in 2013	% age of student scoring 75% and above in 2012	Target % of student scoring 75% and above in 2013	% age of students scoring 90% and above in 2012	Target % of student scoring 90% and above in 2013
1	Basti	100	100	98	62.08	65	46.5	48	9.3	10
2	Manauri Allahabad	100	100	98	68.6	70.6	23.8	25	2.05	4
3	Balrampur, Gonda	100	100	98	68.16	70.2	26.4	28	2.9	4
4	Rihandnagar	100	100	98	64.64	66.8	31.4	33	0	2
5	Bamrauli Allahabad	99.12	100	98	70.15	72.2	26.3	28	1.75	3
6	Mughalsara	98.6	100	98	59.09	62	34.9	37	2.79	4
7	IFFCO Phulpur Ahd.	98.18	100	97	70.09	73	16.4	18	1.8	3
8	BHEL Jagdishpur	98.08	100	97	65.38	67.8	9.6	11	3.84	5
9	Shaktinagar	97.56	100	97	58.05	60.6	29.3	31	2.43	4
10	Gorakhpur - I	96.37	98	97	63.39	65.6	27.9	30	2.59	4
11	New Cantt. Allahabad	95.82	98	97	60.96	63	14.8	17	1.14	3
12	Varanasi(BHU)	94.35	98	97	61.41	63.5	31.5	33	1.61	3
13	Varanasi(GTC)	91.41	98	97	54.10	56.2	11.7	14	1.23	3
14	Mau	91.25	98	97	61.19	63.2	25	28	5	6
15	Gorakhpur - II	90.63	96	96	58.91	61	21.9	24	1.56	3
16	Amhat Sultanpur	90	96	96	60.17	62.3	24.4	27	2.2	4
17	Azamgarh	87.72	95	96	48.82	51	14	16	0	2
18	Siwan	87.5	95	96	48.91	51	12.5	15	0	2
19	Ballia	86.84	95	96	54.74	57	23.7	26	2.63	4
20	Varanasi(DLW)	85.92	95	96	50.51	53	16.9	19	2.1	4
21	Old Cantt. Allahabad	85.8	95	90	54.24	56.5	18.9	21	0	2
22	Chheoki Allahabad	85	95	90	58.88	61	20	22	0	2
23	Naini, Allahabad	81.05	92	90	51.24	53.5	10.5	13	1	3
24	Chopan	79.03	92	90	54.15	56.2	24.2	27	1.6	4

KENDRIYA VIDYALAYA SANGATHAN -REGIONAL OFFICE VARANASI

KVS Hqrs Letter No. 110346-1/2011-KVS(HQ)/Acad January 23,2013

Name of the Region : Varanasi

		Class XII								
S.No.	Name of KV	Pass %age in 2012	Target Pass %age in 2013	Expected pass % based on pre-board test	PI in 2012	Target PI in 2013	% age of student scoring 75% and above in 2012	Target % age of student scoring 75% and above in 2013	% age of students scoring 90% and above in 2012	
1	Basti	100	100	98	62.08	65	46.5	48	9.3	
2	Manauri Allahabad	100	100	98	68.6	70.6	23.8	25	2.05	
3	Balrampur, Gonda	100	100	98	68.16	70.2	26.4	28	2.9	
4	Rihandnagar	100	100	98	64.64	66.8	31.4	33	0	
5	Bamrauli Allahabad	99.12	100	98	70.15	72.2	26.3	28	1.75	
6	Mughalsarai	98.6	100	98	59.09	62	34.9	37	2.79	
7	IFFCO Phulpur Alld.	98.18	100	97	70.09	73	16.4	18	1.8	
8	BHEL Jagdishpur	98.08	100	97	65.38	67.8	9.6	11	3.84	
9	Shaktinagar	97.56	100	97	58.05	60.6	29.3	31	2.43	
10	Gorakhpur - I	96.37	98	97	63.39	65.6	27.9	30	2.59	
11	New Cantt.Allahabad	95.82	98	97	60.96	63	14.8	17	1.14	
12	Varanasi(BHU)	94.35	98	97	61.41	63.5	31.5	33	1.61	
13	Varanasi(GTC)	91.41	98	97	54.10	56.2	11.7	14	1.23	
14	Mau	91.25	98	97	61.19	63.2	25	28	5	
15	Gorakhpur - II	90.63	96	96	58.91	61	21.9	24	1.56	
16	Amhat Sultanpur	90	96	96	60.17	62.3	24.4	27	2.2	
17	Azamgarh	87.72	95	96	48.82	51	14	16	0	
18	Siwan	87.5	95	96	48.91	51	12.5	15	0	
19	Ballia	86.84	95	96	54.74	57	23.7	26	2.63	
20	Varanasi(DLW)	85.92	95	96	50.51	53	16.9	19	2.1	
21	Old Cantt.Allahabad	85.8	95	90	54.24	56.5	18.9	21	0	
22	Chheoki Allahabad	85	95	90	58.88	61	20	22	0	
23	Naini, Allahabad	81.05	92	90	51.24	53.5	10.5	13	1	
24	Chopan	79.03	92	90	54.15	56.2	24.2	27	1.6	
25	IIIT Jhailwa Allahabad	77.5	92	90	58.06	61	30	32	0	
Overall RO		92.47	95	95	62.08	65	22.1	25	1.9	